

Name: _____


Making Fractions

1. Divide the circle into fourths, or quarters.
Be sure each part is the same size.

Color one quarter red.

Color one quarter blue.

Color the rest of the circle green.



2.




3. Divide the circle into eighths.
Be sure each part is the same size.

Color three eighths red.

Color three eighths blue.

Color the rest of the circle yellow.



ANSWER KEY

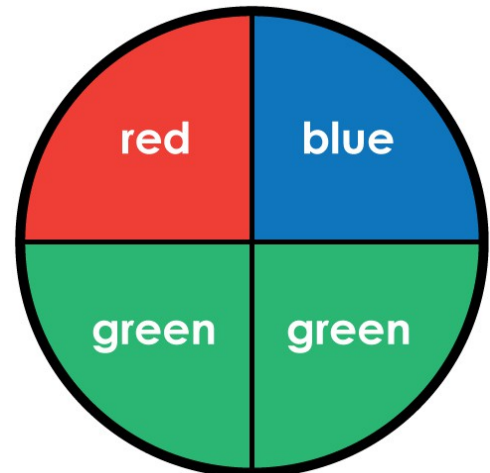
Making Fractions

1. Divide the circle into fourths, or quarters.
Be sure each part is the same size.

Color one quarter red.

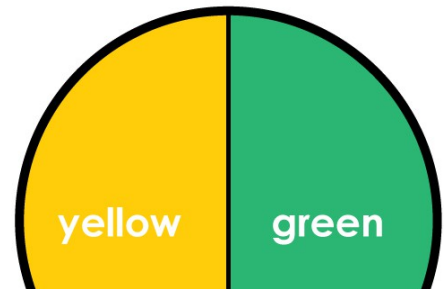
Color one quarter blue.

Color the rest of the circle green.



2. Divide the circle into halves.
Be sure each part is the same size.

Color one half yellow.



Preview
Please log in to download
the printable version of this worksheet.

3. Divide the circle into eighths.
Be sure each part is the same size.

Color three eighths red.

Color three eighths blue.

Color the rest of the circle yellow.

