

Name: \_\_\_\_\_

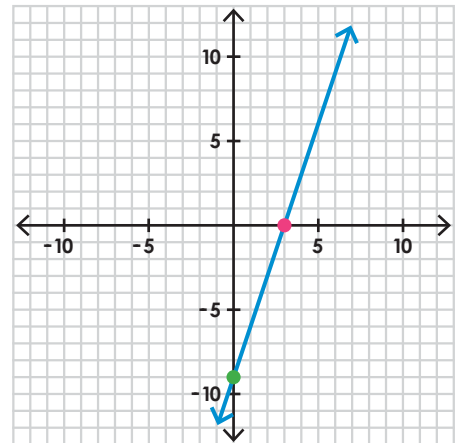
## Graphing Linear Equations

example:  $12x - 4y = 36$

$$\begin{array}{l} 12(0) - 4y = 36 \\ -4y = 36 \\ y = -9 \\ (0, -9) \end{array} \quad \begin{array}{l} 12x - 4(0) = 36 \\ 12x = 36 \\ x = 3 \\ (3, 0) \end{array}$$

x-intercept:           (3, 0)          

y-intercept:           (0, -9)          



Find both the x-intercept and y-intercept. Then plot both points on the graph and draw a line that runs through both points.



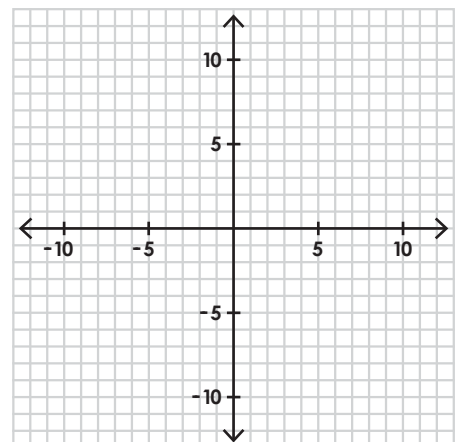
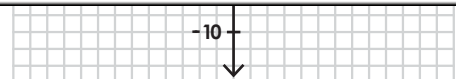
# Preview

Please log in to download the printable version of this worksheet.

2.  $-4x + 3y = 24$

x-intercept: \_\_\_\_\_

y-intercept: \_\_\_\_\_

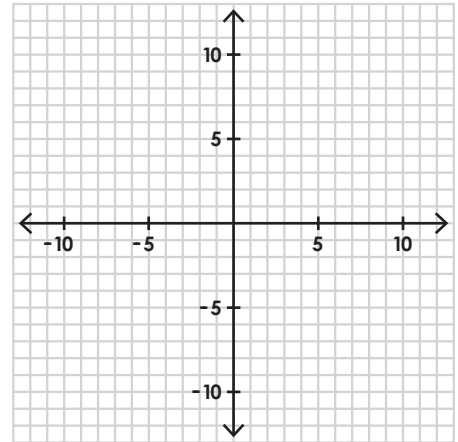


## Graphing Linear Equations

3.  $5x + 2y = 20$

x-intercept: \_\_\_\_\_

y-intercept: \_\_\_\_\_



4.  $-2x + y = 8$



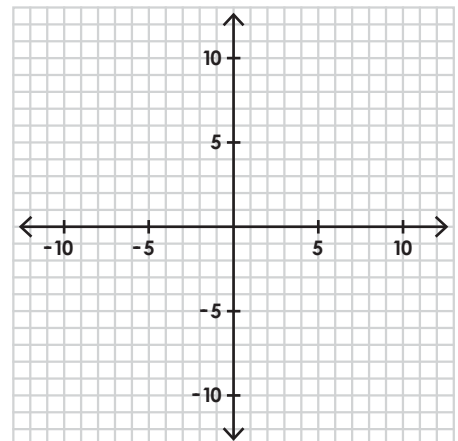
# Preview

Please log in to download  
the printable version of this worksheet.

5.  $9x + 15y = 45$

x-intercept: \_\_\_\_\_

y-intercept: \_\_\_\_\_



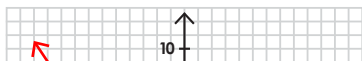
# ANSWER KEY

## Graphing Linear Equations

1.  $3x - 2y = -12$

x-intercept:           (-4,0)          

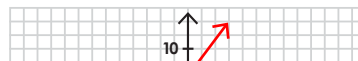
y-intercept:           (0,-6)          



2.  $-4x + 3y = 24$

x-intercept:           (-6,0)          

y-intercept:           (0,8)          



# Preview

Please log in to download  
the printable version of this worksheet.

