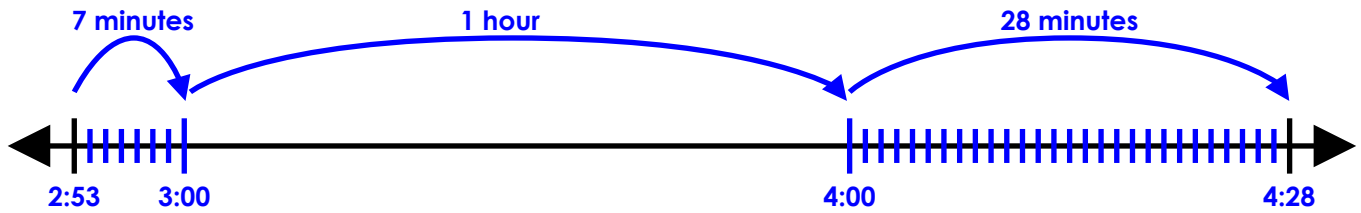


Name: \_\_\_\_\_

# Elapsed Time Number Line

Start Time	End Time
2:53 pm	4:28 pm



elapsed time: 1 hour and 35 minutes



# ~ PREVIEW ~

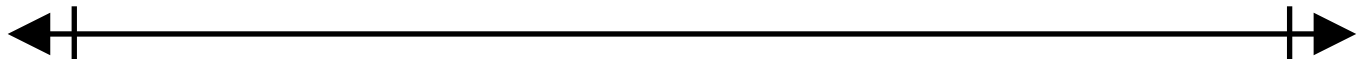
Please log in or register to download the printable version of this worksheet.



elapsed time: \_\_\_\_\_

b.

Start Time	End Time
10:06 am	1:24 pm



elapsed time: \_\_\_\_\_

c.

Start Time	End Time
1:37 pm	3:48 pm



elapsed time: \_\_\_\_\_


d.

Start Time	End Time
8:18 am	11:07 am



# ~ PREVIEW ~

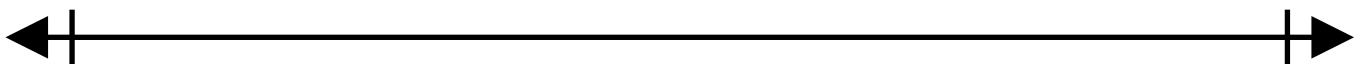
Please log in or register to download the printable version of this worksheet.



elapsed time: \_\_\_\_\_

★

Start Time	End Time
12 minutes after 7 pm	quarter after 11 pm

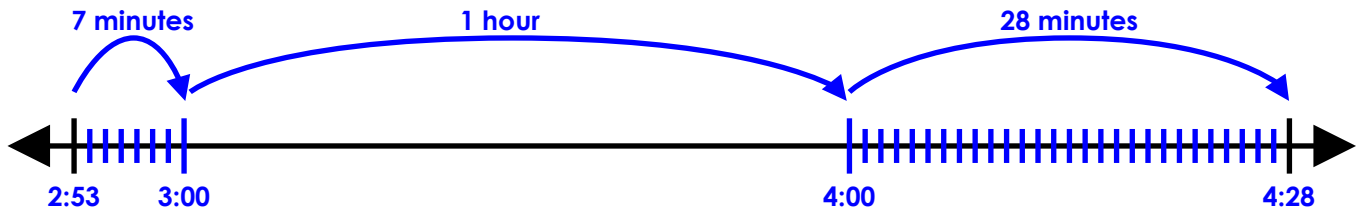


elapsed time: \_\_\_\_\_

# ANSWER KEY

## Elapsed Time Number Line

Start Time	End Time
2:53 pm	4:28 pm

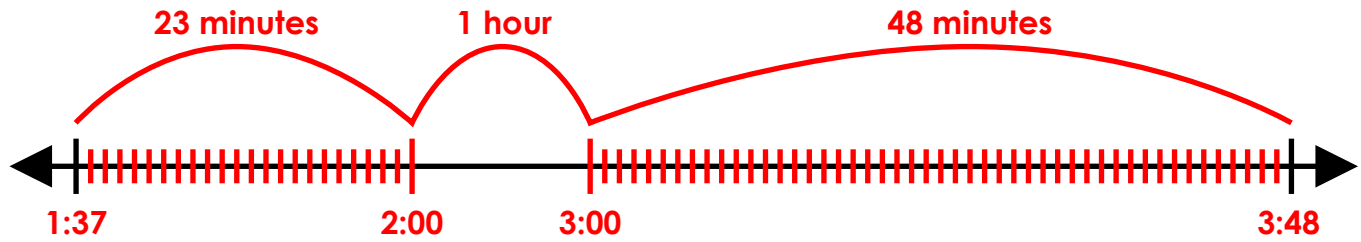


# ~ PREVIEW ~

Please log in or register to download  
the printable version of this worksheet.

c. **TIMELINE ANSWERS NOT DRAWN TO SCALE**

Start Time	End Time
1:37 pm	3:48 pm



elapsed time: 1 hour and 71 minutes = 2 hours and 11 minutes

d.

Start Time	End Time
8:18 am	11:07 am

42 minutes      1 hour      1 hour 7 minutes



~ **PREVIEW** ~

Please log in or register to download the printable version of this worksheet.

elapsed time: 3 hours and 55 minutes = 4 hours and 5 minutes