

Name: \_\_\_\_\_

# My Favorite Outfit

## Instructions for adults:

With this activity, your student will cut out their favorite items of clothing, color them however they like, and glue them on top of the outline of the person on the next page. They can also draw hair and facial features to make the person look like themselves. You may encourage the student to make the clothing look like their favorite pieces from their own closet, or design a dream outfit they'd love to wear.

Ask your student to tell you about the outfit. You may wish to use some of the



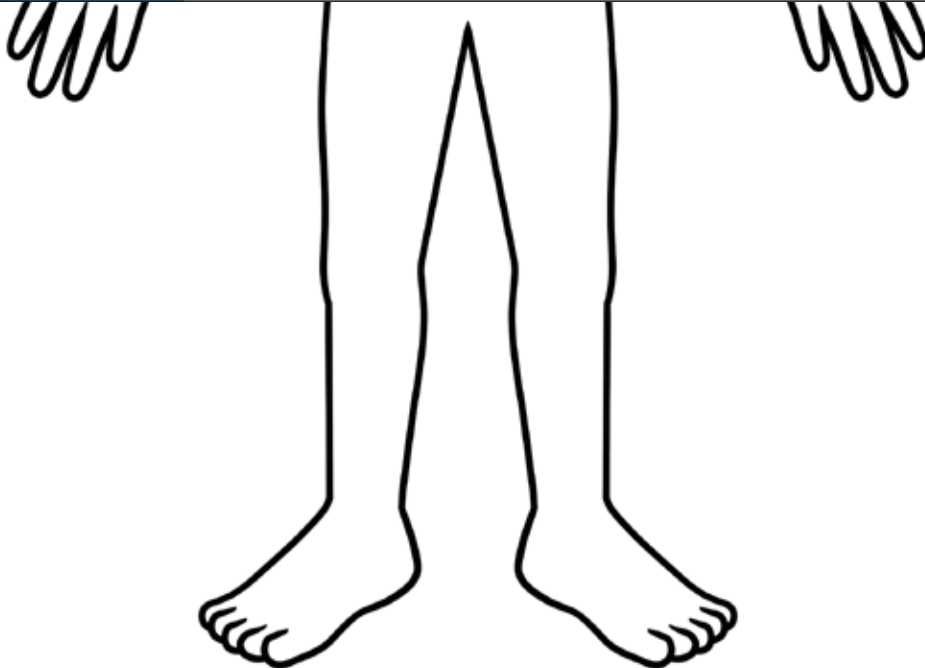

**What kind of activities might you do while wearing it?**

**In what kind of weather would you wear this outfit?**

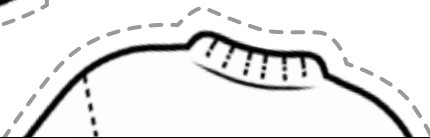
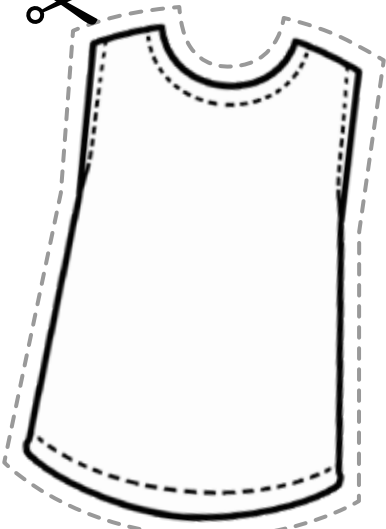


Name: \_\_\_\_\_

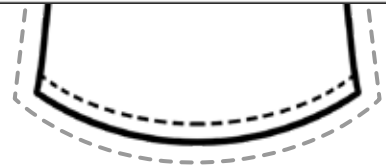
## My Favorite Outfit



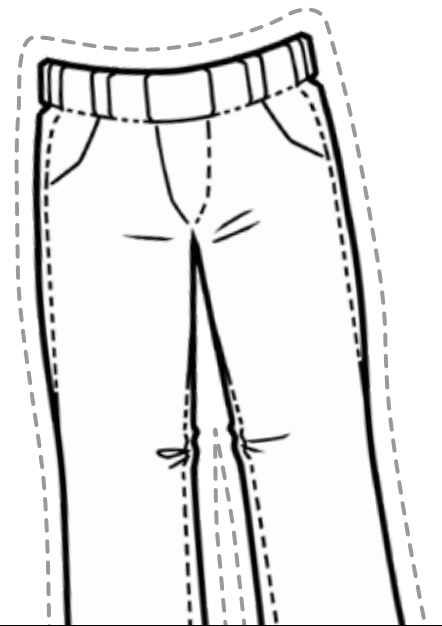
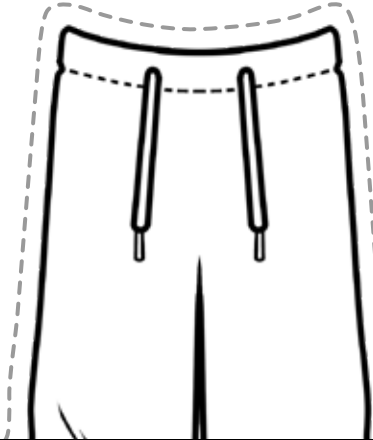

# My Favorite Outfit




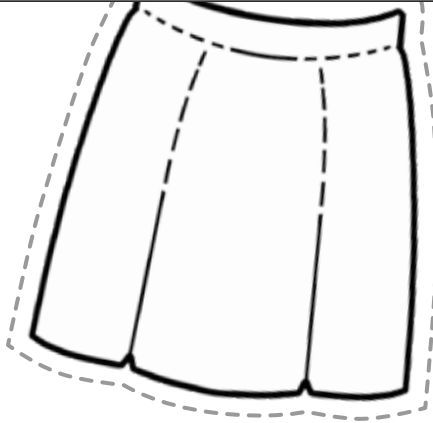

**Preview**  
Please log in to download  
the printable version of this worksheet.



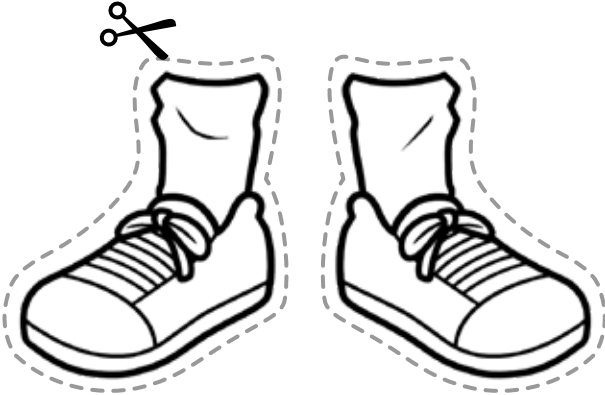
# My Favorite Outfit



**Preview**  
Please log in to download  
the printable version of this worksheet.



# My Favorite Outfit



## Preview

Please log in to download the printable version of this worksheet.

