



Name: _____



B I N G O









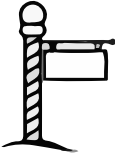





















				



Christmas

BINGO



<p>Wreath</p> 	<p>Santa Claus</p> 	<p>Reindeer</p> 	<p>Stocking</p> 	<p>Snowman</p> 	<p>Elf</p> 
<p>Sleigh</p> 	<p>Mrs. Claus</p> 	<p>North Pole</p> 	<p>Tree</p> 	<p>Cookies</p> 	<p>Ornaments</p> 
<p>Candy Cane</p> 	<p>Gift</p> 	<p>Bell</p> 	<p>Snowflakes</p> 	<p>Lights</p> 	<p>Star</p> 
<p>Ho Ho Ho</p> 	<p>Hat</p> 	<p>Mittens</p> 	<p>Gingerbread House</p> 	<p>Candle</p> 	<p>Ice Skate</p> 
<p>December</p> 	<p>Penguin</p> 	<p>Angel</p> 	<p>Bow</p> 	<p>Dove</p> 	<p>Toy Soldier</p> 



Christmas BINGO



Materials:

- blank bingo board (one per student)
- Christmas picture squares
(one sheet per student, plus an extra copy to use as calling cards)
- scissors
- glue

Setting up the game boards:

- Students cut out the Christmas picture squares.
- Students glue them in random order on their bingo board.

Playing the game:

- The caller will randomly select Christmas words from a bowl.
- When an item is called, all players mark it on their bingo board.
- The first player to get five items in a straight line (horizontally, vertically, or diagonally) wins.

Notes to teacher:

- This game can be played with your whole class, or students can play in small groups.
- You may want to offer a small prize for the winners.