

Chinese Zodiac Matching Game

This game is played like the memory match card game that many children are familiar with.

Materials:

- Zodiac cards in English and Chinese

Set up:

- Copy the cards on card stock so students cannot see through the paper.
- Cut the cards on the dotted lines.


How to play:

- Lay all of the cards upside-down on the table and mix them up.
- Players will try to flip pairs of matching cards.
- Matching pairs include the zodiac sign in English and the zodiac sign in Chinese.
- Flipping two identical zodiac cards also counts as a match.
- Player 1 flips two cards. If the cards match, he or she gets to keep both cards. If the cards do not match, then the cards are flipped back upside-down.
- Then, player 2 gets a turn to try to flip matching cards. Players alternate until all cards have been removed from the game.
- When the game is over, the player with the most pairs of cards is the winner.


Example:




Chinese Zodiac Matching Game




Rat




鼠 (shǔ)




Ox



Tiger



虎 (hǔ)



牛 (niú)



Rabbit



兔 (tù)

Chinese Zodiac Matching Game




Dragon




龙 (lóng)



Snake




Horse




马 (mǎ)



蛇 (shé)




Sheep




羊 (yáng)


Chinese Zodiac Matching Game




Monkey




猴 (hóu)




Rooster




Dog




狗 (gǒu)



鸡 (jī)



Pig



猪 (zhū)