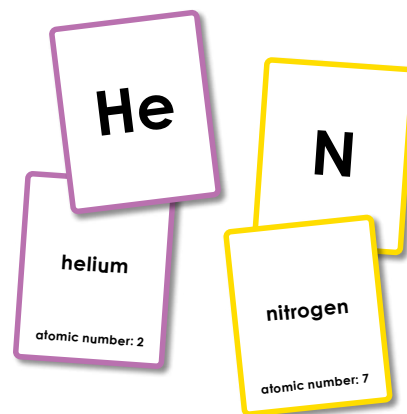


Element Symbols Matching Game

Objective:

This game is played like the memory match card game that many children are familiar with. It reinforces their recognition of elements and their symbols.



Materials:

- 20 pairs of element name and symbol cards (pages 2–4)
- optional personalized element name and symbol cards (pages 4–5)



How to play:

Mix up the cards and lay them all upside-down on the table in a grid pattern.

Players will try to flip pairs of cards with matching element names and symbols.

Player 1 flips two cards. If the cards match, player 1 keeps both cards and goes again. If the cards do not match, then the cards are flipped back upside-down. Then player 2 gets a turn to try to flip matching cards.

Players alternate until all cards have been removed from the game. When the game is over, the player with the most cards is the winner.



H

He

Li

Be

hydrogen

helium

lithium

beryllium



Preview

Please log in to download
the printable version of this worksheet.

B

C

N

O

boron

carbon

nitrogen

oxygen

atomic number: 5

atomic number: 6

atomic number: 7

atomic number: 8



F

Ne

Na

Mg

fluorine

neon

sodium

magnesium



Preview

Please log in to download
the printable version of this worksheet.

Al

Si

P

S

aluminum

silicon

phosphorus

sulfur

atomic number: 13

atomic number: 14

atomic number: 15

atomic number: 16



Cl

Ar

K

Ca

chlorine

argon





potassium

calcium



Preview

Please log in to download
the printable version of this worksheet.



Preview

Please log in to download
the printable version of this worksheet.

