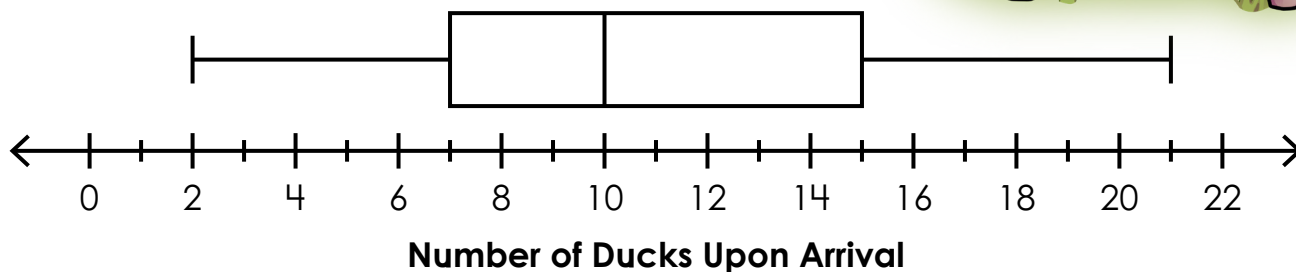


Name: _____

Box Plot

Emanuel frequently visits a park that has a small pond. He always counts how many ducks are in or around the pond when he arrives. The box plot below shows his observations after a certain number of visits.



1. What was the greatest number of ducks seen? _____



Preview

Please log in to download
the printable version of this worksheet.

6. During about what percent of visits did Emanuel see 15 ducks or fewer? _____

7. During about what percent of visits did Emanuel see between 7 and 15 ducks? _____

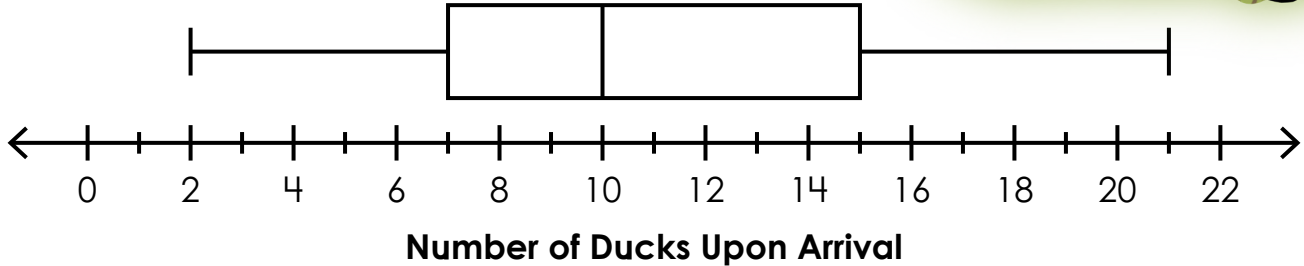

8. If Emanuel saw between 2 and 7 ducks on 6 visits,
how many visits are included in the data? _____

9. Is it possible to tell how many times Emanuel saw 12 ducks? Why or why not?

ANSWER KEY

Box Plot

Emanuel frequently visits a park that has a small pond. He always counts how many ducks are in or around the pond when he arrives. The box plot below shows his observations after a certain number of visits.



Preview

Please log in to download
the printable version of this worksheet.

