

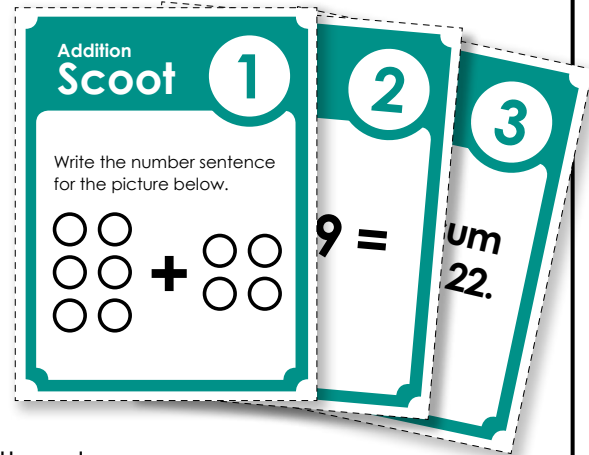
Basic Addition Scoot

Objective: This game will give students an opportunity to review basic addition.

Materials: Grid Worksheet (one per student)
Scoot Question Cards (one per desk)

Preparation: Place a Scoot Question Card on each desk. Attach them to the desk with tape.

How to Play: Students will move from desk to desk around the classroom. At each desk, students will read the addition card and write the answer on the grid worksheet. When the teacher says "SCOOT," they move to the next desk. Students visit each desk in the classroom and answer all of the question cards.



~ PREVIEW ~

Please log in or register to download the printable version of this worksheet.

Management Suggestions:

Practice moving from desk to desk before playing the actual game. Have them "Scoot" four or five times before you begin the actual game.

Some teachers like to spread out the desks a bit so students do not look at the cards to the right or left of them before they arrive at the desks.

Watch your timing. If you tell the students to scoot too soon, they may not be able to finish writing answers to their question cards. If you wait too long before telling students to scoot, they may get bored and restless.

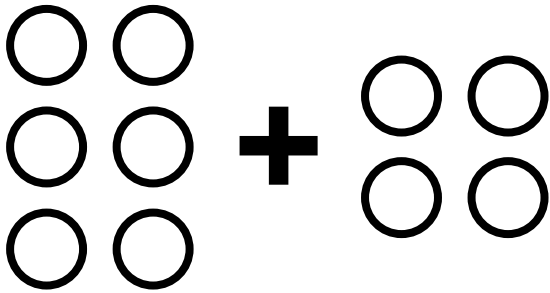
Use only as many question cards as you need. This version of the game has 30 cards. However, if you have only 18 desks in your classroom, only use 18 cards and 18 squares on the grid.

(This file has 20, 25, and 30 square grids. Use whichever one best meets your needs.)

Addition Scoot

1

Write the number sentence
for the picture below.



Addition Scoot

2

I have **8** pencils.
I buy **7** more.
How many do
I have in all?



~ PREVIEW ~

Please log in or register to download
the printable version of this worksheet.

What is the sum
of **9** and **8**?

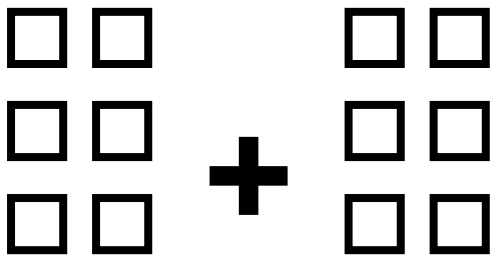
$$3 + \underline{\quad} = 5$$

Find the missing addend.
Write the number sentence
on your answer page.

Addition Scoot

5

Write the number sentence for the picture below.



Addition Scoot

6

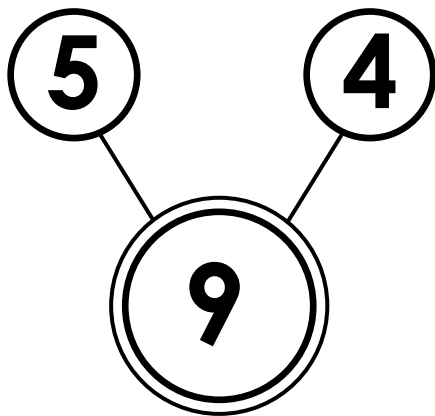
Mike sees **3** blue cars. He also sees **3** red cars. How many cars does Mike see in all?



~ PREVIEW ~

Please log in or register to download the printable version of this worksheet.

Write a number sentence for the picture below.




Find the missing addend.
Write the number sentence on your answer page.

$$\underline{\quad} + 5 = 11$$

Addition Scoot

9

Write the number sentence
for the picture below.



Addition Scoot

10

Mia picked **3**
apples. Then she
picked **1** more.
How many did
she pick in all?



~ PREVIEW ~

Please log in or register to download
the printable version of this worksheet.

SCOOT 11

What is the sum
of **7** and **6**?

SCOOT 12

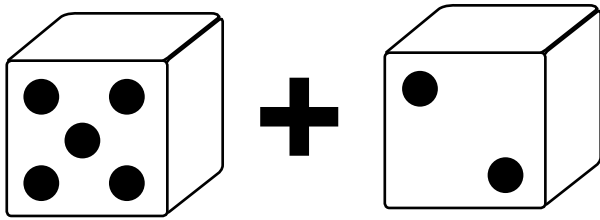
Find the missing addend.
Write the number sentence
on your answer page.

$$1 + \underline{\quad} = 6$$

Addition Scoot

13

Write the number sentence for the picture below.



Addition Scoot

14

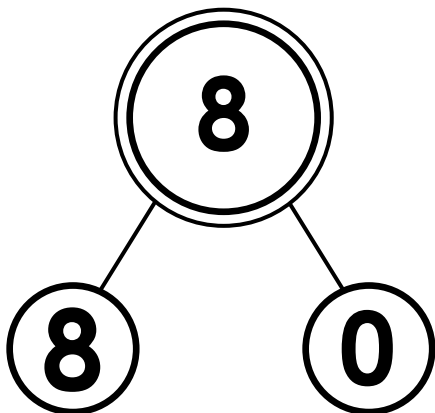
Emma has **4** teddy bears. Her mom gives her **3** more. How many bears does she have



~ PREVIEW ~

Please log in or register to download the printable version of this worksheet.

Write a number sentence for the picture below.



Find the missing addend. Write the number sentence on your answer page.

$$6 + \underline{\quad} = 8$$

Addition
 Scoot

17

Write the number sentence for the picture below.

$$\text{III} + \text{IIII}$$

Addition
 Scoot

18

Noah has **10** toy trucks. Ava gives him **3** more.
How many trucks does he have in



~ **PREVIEW** ~

Please log in or register to download the printable version of this worksheet.

What is the sum of **5** and **9**?


$$\underline{\quad} + 0 = 8$$

Find the missing addend.
Write the number sentence on your answer page.

Addition Scoot

21

Write the number sentence for the picture below.



Addition Scoot

22

Liz makes **10** cookies. Dan makes **6** cookies. They put all the cookies in a jar. How many cookies




~ PREVIEW ~

Please log in or register to download the printable version of this worksheet.

Scoot 23

Write a number sentence for the picture below.



Scoot 24


Find the missing addend. Write the number sentence on your answer page.

$$9 + \underline{\quad} = 13$$

Addition
Scout

25

Write the number sentence
for the picture below.



Addition
Scout

26

Jay sees **2** cats.
Then he sees **5**
more. How many
cats did he see?



~ **PREVIEW** ~

Please log in or register to download
the printable version of this worksheet.

SCOUT

27

What is the sum
of **6** and **4**?

SCOUT

28


Find the missing addend.
Write the number sentence
on your answer page.

$$\underline{\quad} + 4 = 6$$

Addition
 Scoot

29

Write the number sentence
for the picture below.



Addition
 Scoot

30

Sophia reads **10**
books. Then she
reads **3** more.
How many books
did she read in all?



~ **PREVIEW** ~

Please log in or register to download
the printable version of this worksheet.

Name: _____

Basic Addition Scoot

Answer Grid:
20 Squares

①	②	③	④	⑤
⑥	⑦	⑧	⑨	⑩



~ PREVIEW ~

Please log in or register to download
the printable version of this worksheet.

⑪	⑫	⑬	⑭	⑮
⑯	⑰	⑱	⑲	⑳

Name: _____

Basic Addition Scoot

Answer Grid:
25 Squares

①	②	③	④	⑤
⑥	⑦	⑧	⑨	⑩



~ PREVIEW ~

Please log in or register to download
the printable version of this worksheet.

⑪	⑫	⑬	⑭	⑮
⑯	⑰	⑱	⑲	⑳

Name: _____

Basic Addition Scoot

Answer Grid:
30 Squares

①	②	③	④	⑤
⑥	⑦	⑧	⑨	⑩
⑪	⑫	⑬	⑭	⑮



~ PREVIEW ~

Please log in or register to download
the printable version of this worksheet.

⑰	⑱	⑲	⑳	㉑
㉒	㉓	㉔	㉕	㉖

Basic Addition Scoot

Answer
Sheet

① $6 + 4 = 10$	② 15	③ 17	④ $3 + 2 = 5$	⑤ $8 + 8 = 16$
⑥ 6	⑦ $5 + 4 = 9$	⑧ $6 + 5 = 11$	⑨ $5 + 10 = 15$	⑩ 4
⑪	⑫	⑬	⑭	⑮



~ PREVIEW ~

Please log in or register to download
the printable version of this worksheet.

⑲	⑳	㉑	㉒	㉓
$5 + 6 = 11$	16	$7 + 5 = 12$	$9 + 4 = 13$	$8 + 6 = 14$
㉔ 7	㉕ 10	㉖ $2 + 4 = 6$	㉗ $3 + 6 = 9$	㉘ 13