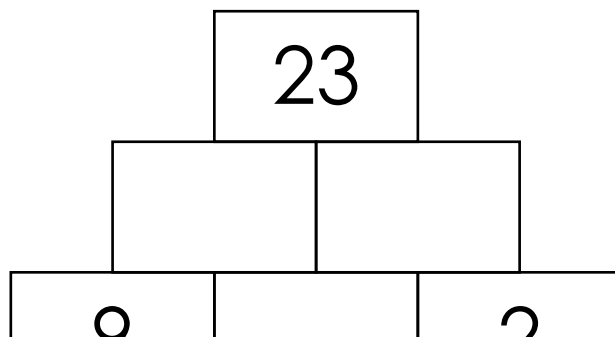
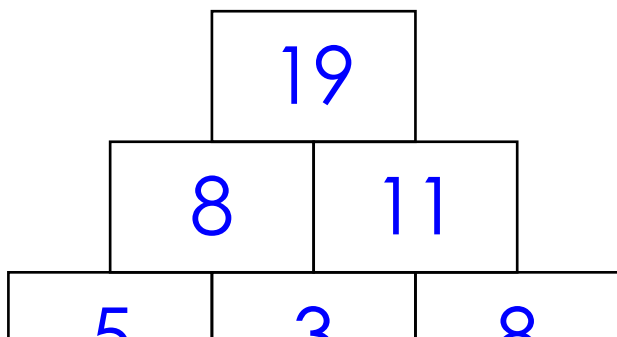


Name: \_\_\_\_\_

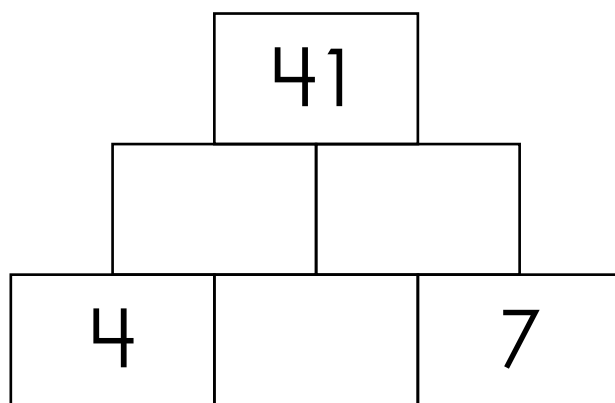
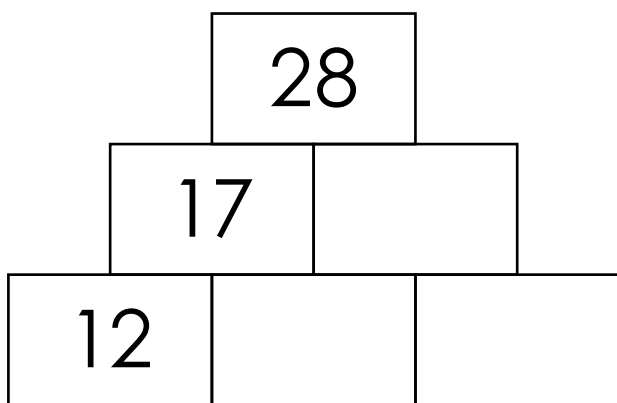
# Number Pyramids

Each number in the pyramid is the sum of the two numbers directly below it. The first one has been done for you. Complete the rest.

**Hint:** The top number is double the bottom center number plus the two numbers in the bottom corners.



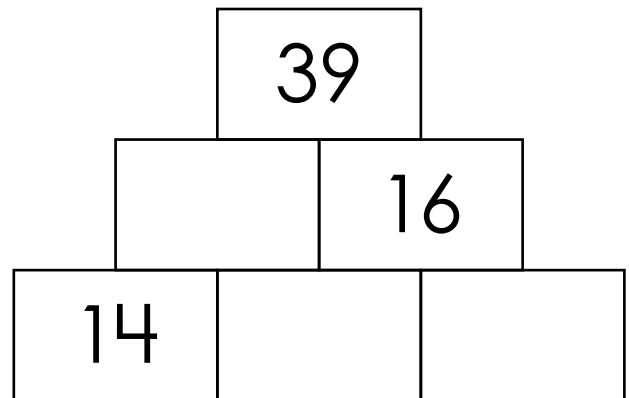
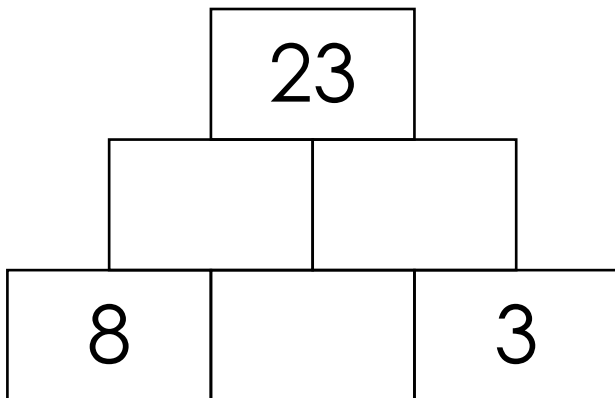
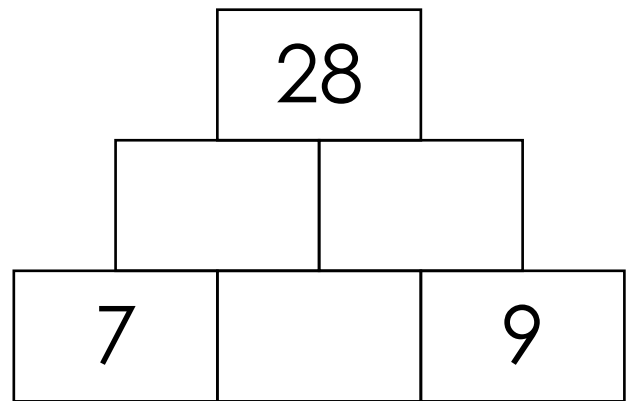
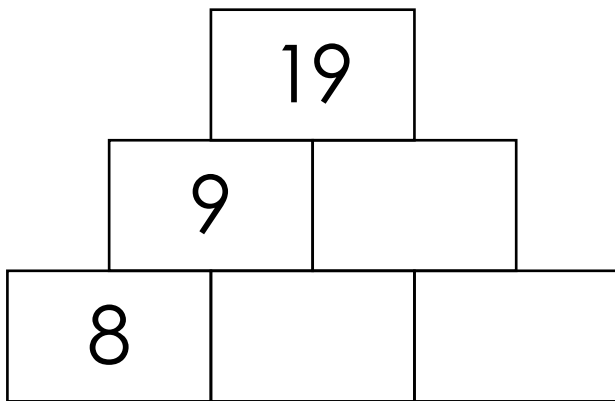
**Preview**  
Please log in to download the printable version of this worksheet.



Name: \_\_\_\_\_

# Number Pyramids

**Hint:** The top number is double the bottom center number plus the two numbers in the bottom corners.



# ANSWER KEY

## Number Pyramids

Each number in the pyramid is the sum of the two numbers directly below it. The first one has been done for you. Complete the rest.

**Hint:** The top number is double the bottom center number plus the two numbers in the bottom corners.

# Preview

Please log in to download  
the printable version of this worksheet.



12

5

6

4

15

7

# ANSWER KEY

## Number Pyramids

**Hint:** The top number is double the bottom center number plus the two numbers in the bottom corners.

19

28

# Preview

Please log in to download  
the printable version of this worksheet.

