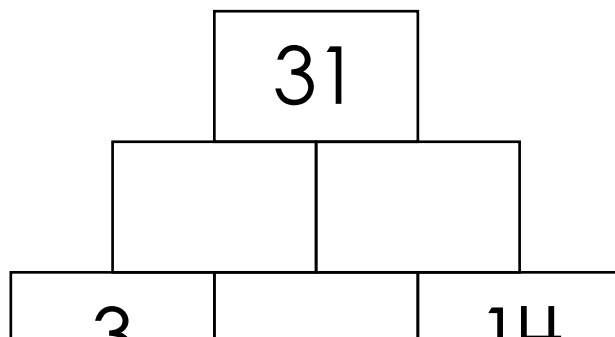
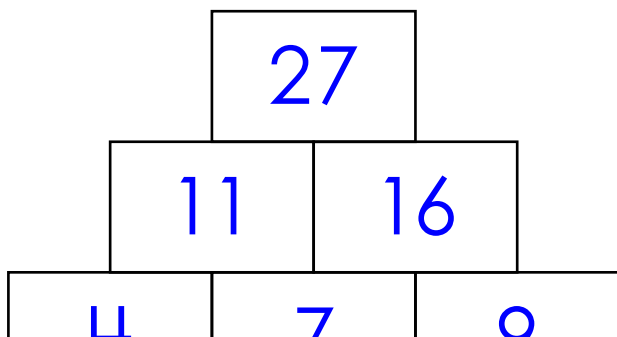


Name: \_\_\_\_\_

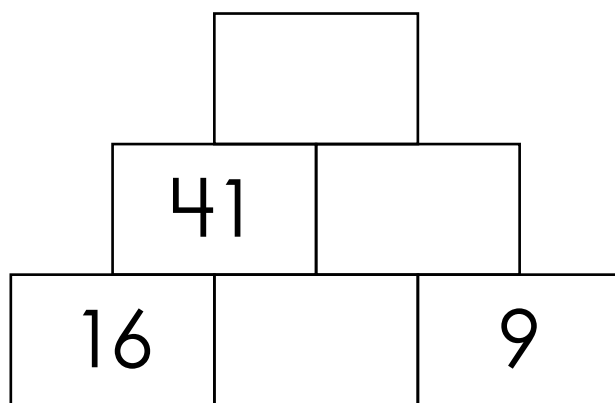
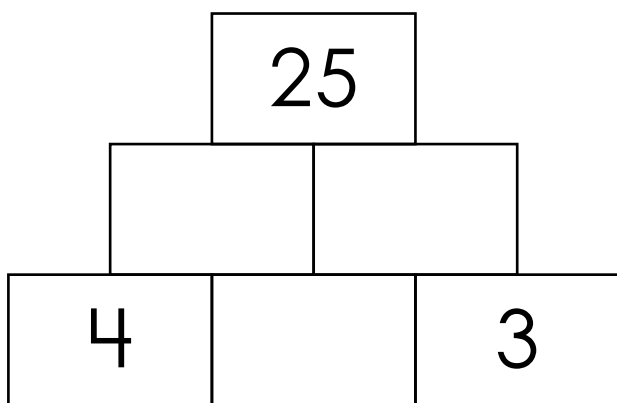
# Number Pyramids

Each number in the pyramid is the sum of the two numbers directly below it. The first one has been done for you. Complete the rest.

**Hint:** the sum of the top is double the bottom center plus the two numbers in the bottom corners.



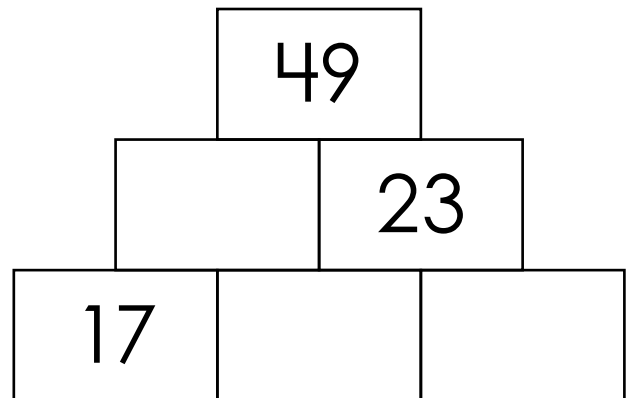
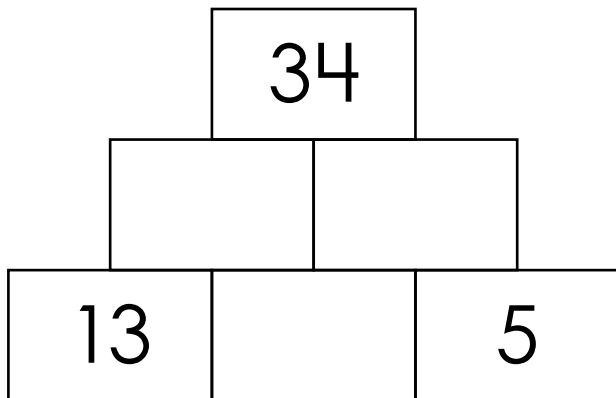
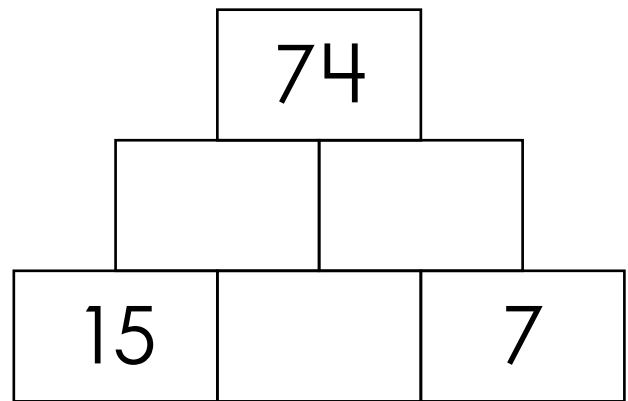
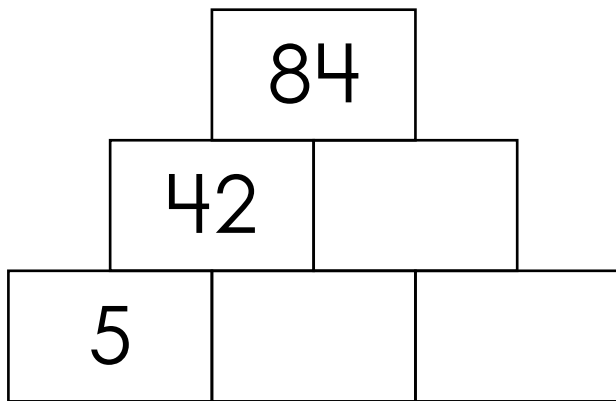
**Preview**  
Please log in to download the printable version of this worksheet.



Name: \_\_\_\_\_

## Number Pyramids

**Hint:** the sum of the top is double the bottom center plus the two numbers in the bottom corners.



# ANSWER KEY

## Number Pyramids

Each number in the pyramid is the sum of the two numbers directly below it. The first one has been done for you. Complete the rest.

**Hint:** the sum of the top is double the bottom center plus the two numbers in the bottom corners.

# Preview

Please log in to download  
the printable version of this worksheet.



4

9

3

16

25

9

# ANSWER KEY

## Number Pyramids

**Hint:** the sum of the top is double the bottom center plus the two numbers in the bottom corners.

84

74

# Preview

Please log in to download  
the printable version of this worksheet.

