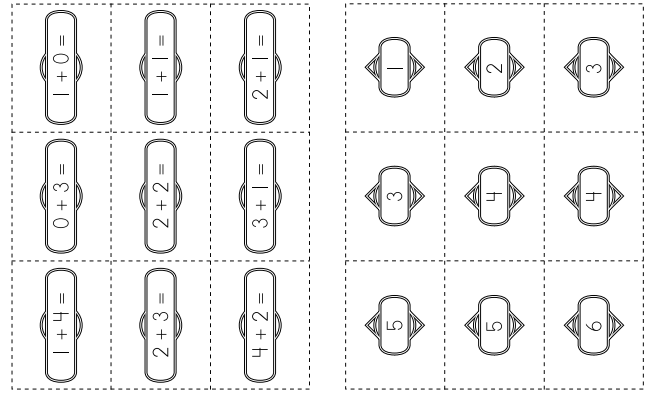


Addition Memory Match Game



This game is played like the memory match card game that many children are familiar with. It is designed to reinforce their understanding of basic addition.

Materials:

Addition fact cards and number cards (pages 2-5)

Set up:



Preview

Please log in to download
the printable version of this worksheet.

Players will try to flip pairs of matching cards.

example: The "6+2" card matches the "8" card

Player 1 flips two cards. If the cards match, he or she gets to keep both cards. If the cards do not match, then the cards are flipped back upside-down.

Then, player 2 gets a turn to try to flip matching cards. Players alternate until all cards have been removed from the game.

When the game is over, the player with the most cards is the winner.

$$1 + 0 =$$

$$1 + 1 =$$

$$2 + 1 =$$




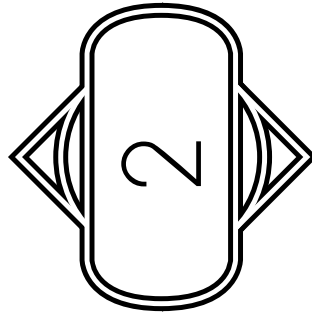
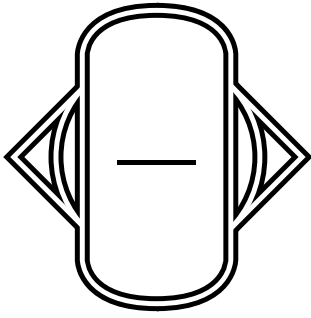
Preview

Please log in to download
the printable version of this worksheet.

$$1 + 4 =$$

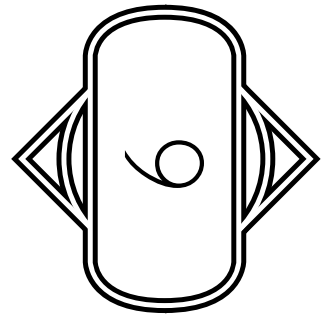
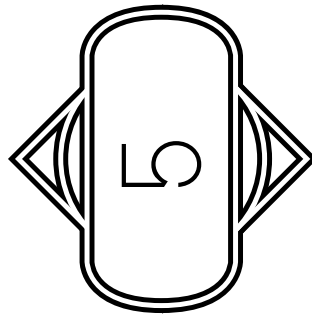
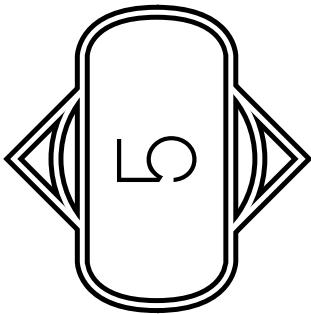
$$2 + 3 =$$

$$4 + 2 =$$



Preview

Please log in to download
the printable version of this worksheet.



$$3 + 3 =$$

$$2 + 5 =$$

$$4 + 3 =$$



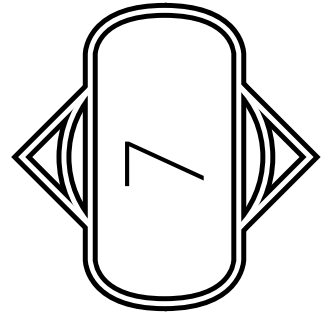
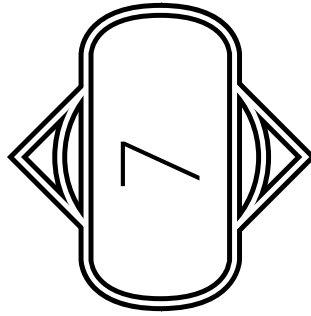
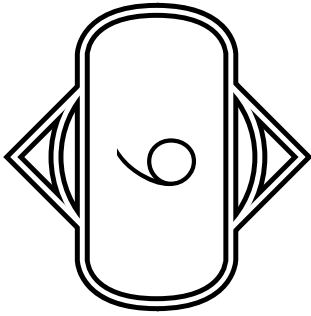
Preview

Please log in to download
the printable version of this worksheet.

$$6 + 3 =$$

$$8 + 2 =$$

$$4 + 6 =$$



Preview

Please log in to download
the printable version of this worksheet.

