

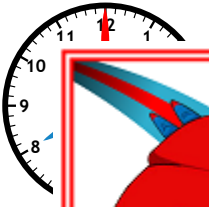


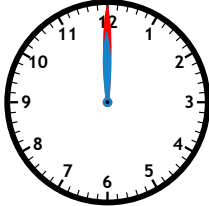




Name: _____

Elapsed Time

Complete the table by writing the time shown on the clocks and filling in the elapsed time.

Start Time	End Time	Elapsed Time
 <u>3:00</u>	 <u>4:30</u>	<u>1 hour and 30 minutes</u>
 <u>8:00</u>	 <u>12:00</u>	
 <u>2:00</u>	 <u>12:00</u>	
 <u>1:00</u>	 <u>7:00</u>	





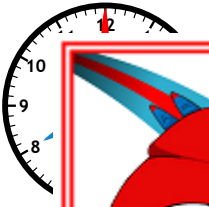


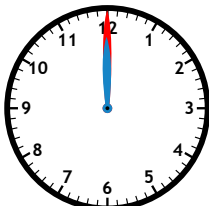


PREVIEW

Please log in or register to download the printable version of this worksheet.

ANSWER KEY

Elapsed Time

Complete the table by writing the time shown on the clocks and filling in the elapsed time.

Start Time	End Time	Elapsed Time
 <u>3:00</u>	 <u>4:30</u>	<u>1 hour and 30 minutes</u>
 <u>8:00</u>	 <u>12:00</u>	<u>minutes</u>
 <u>2:00</u>	 <u>12:00</u>	<u>10 hours</u>
 <u>1:00</u>	 <u>7:30</u>	<u>6 hours and 30 minutes</u>

 **PREVIEW** ~
Please log in or register to download the printable version of this worksheet.