


QR Subtraction

Scan each QR code to view a subtraction word problem. Then solve each problem in the space provided. Show your work and write your answers on the lines.
(All QR codes are in plain text format.)

a. Scan. 

Solve and show your work.


b. Scan. 

Solve and show your work.




~ PREVIEW ~

Please log in or register to download the printable version of this worksheet.



Solve and show your work.

answer: _____








Solve and show your work.

answer: _____

ANSWER KEY

QR Subtraction

Scan each QR code to read a subtraction word problem. Then solve each problem in the space provided. Show your work and write your answers on the lines.
(All QR codes are in plain text format.)

	Scan the QR Code	Problem	Answer
a.		Loann bought a basket of fruit that cost	<u>\$0 41</u>
b.			<u>31</u>
c.			<u>75</u>
d.			<u>23</u>

QR Subtraction

Important Notes for Teachers

What is a QR code?

QR stands for Quick Response Code. It is a digital bar code that can be read by most smartphones



Tec

e,
n.
e,

Onl

d

Ma