



# QR Subtraction

Scan each QR code to view a subtraction word problem. Then solve each problem in the space provided. Show your work and write your answers on the lines.  
(All QR codes are in plain text format.)


a. Scan. 

Solve and show your work.

b. Scan. 


Solve and show your work.

 **~ PREVIEW ~**  
Please log in or register to download the printable version of this worksheet.

c. 

Solve and show your work.

answer: \_\_\_\_\_






Solve and show your work.

answer: \_\_\_\_\_

# ANSWER KEY

## QR Subtraction

Scan each QR code to read a subtraction word problem. Then solve each problem in the space provided. Show your work and write your answers on the lines.  
(All QR codes are in plain text format.)

	Scan the QR Code	Problem	Answer
a.		There are 25 frogs in the garden. 17 hop	8 frogs
b.	 <p><b>~ PREVIEW ~</b></p> <p>Please log in or register to download the printable version of this worksheet.</p>		
c.			
d.			
			

# QR Subtraction

## Important Notes for Teachers

What is a QR code?

QR stands for Quick Response Code. It is a digital bar code that can be read by most smartphones, tablets, and other computer scanners.



Technology Requirements:

This subtraction lesson requires students to use a QR reader app. They are available for free on most tablets and smartphones, including Android, iPhone, and iPad.

W  
Sc  
gc  
Online Sc  
St  
Pl  
Ac  
de  
Manage  
If s  
we  
th



**~ PREVIEW ~**

**Please log in or register to download the printable version of this worksheet.**