

Name: _____

Math Puzzle Picture

Solve the equations below. Then, cut out the picture squares. Match the number printed on the picture squares to your answers below and glue them in place to unscramble the mystery picture.

$83 \overline{)498}$

$77 \overline{)847}$

$34 \overline{)272}$

$51 \overline{)918}$



~ PREVIEW ~

Please log in or register to download the printable version of this worksheet.

$40 \overline{)640}$

$85 \overline{)595}$

$37 \overline{)555}$

$94 \overline{)940}$

$78 \overline{)936}$

$56 \overline{)224}$

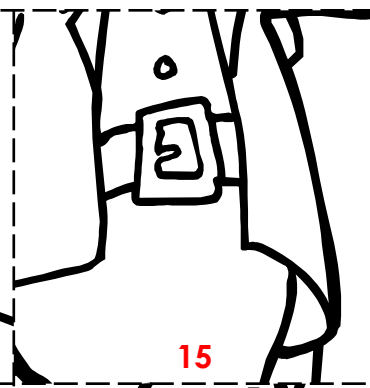
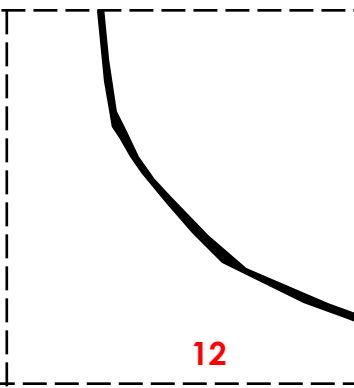


$22 \overline{)374}$

$61 \overline{)854}$

Name: _____

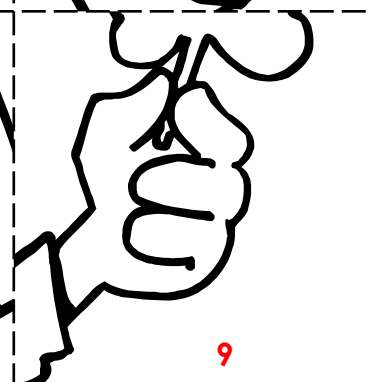
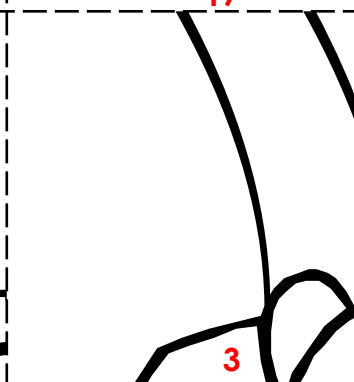

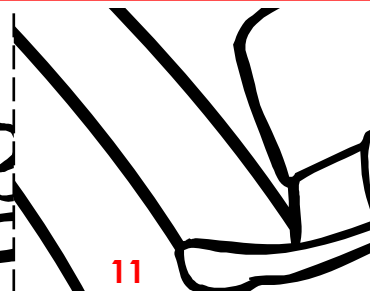
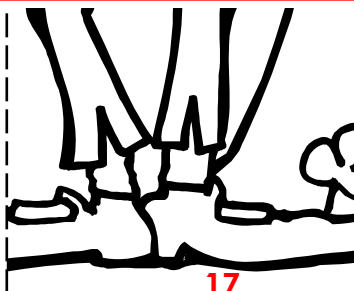

Math Puzzle Picture

Solve the equations. Then, cut out the picture squares. Match the number printed on the picture squares to your answers below and glue them in place to unscramble the mystery picture. Color your picture.



~ PREVIEW ~


Please log in or register to download the printable version of this worksheet.



ANSWER KEY

Math Puzzle Picture

Note to teachers: You may wish to keep page 2 until after page 1 has been completed to prevent estimating or getting the answers by studying the puzzle.



~ PREVIEW ~

Please log in or register to download the printable version of this worksheet.

