

Name: \_\_\_\_\_

Write the product for each problem. Then, color according to the key at the bottom.

7  
x6

8  
x6

8  
x3

6  
x8

6  
x4

6  
x3

7  
x4

5  
x3

5  
x7

6x1=

4x2=

2x3=

9x6=

4x6=

6x2=

3x3=

7  
x5

4  
x3

7x7=

2  
x9

4  
x7

2  
x7

8x2=

3x7=

3  
x9

6  
x9

6x

3x3=

4x0=

6x7=

2  
x6

9  
x2

1  
x8

2  
x4

3  
x4






6  
x8

3  
x8


3  
x6

**PREVIEW**

Please log in or register to download the printable version of this worksheet.

- |  |                |   |                       |
|--|----------------|---|-----------------------|
|  White  | 0              |  Yellow | 8                     |
|  Orange | 16, 21, 36, 40 |  Blue   | 9, 15, 28, 35, 42, 54 |
|  Black  | 6              |  Peach  | 14, 27, 30, 49        |
|  |                |  Green  | 12, 18, 24, 48        |

Finished colored picture:



**~ PREVIEW ~**

Please log in or register to download the printable version of this worksheet.

The complex block contains a cartoon superhero character on the left, flying and holding a globe. To the right of the character is the word "PREVIEW" in large, bold, red letters with a black outline, flanked by two red decorative flourishes. Below the word is a line of text: "Please log in or register to download the printable version of this worksheet." The entire block is enclosed in a red rectangular border.