

Name: _____

Write the quotient for each problem. Then, color according to the key at the bottom.

15 ÷ 3 =

30 ÷ 6 =

72 ÷ 9 =

15 ÷ 5 =

16 ÷ 2 =

24 ÷ 8 =

64 ÷ 8 =

40 ÷ 8 =

6 ÷ 3 =

4 ÷ 4 =

54 ÷ 6 =

45 ÷ 5 =

8 ÷ 8 =

10 ÷ 2 =

25 ÷ 5 =

63 ÷ 7 =

40 ÷ 5 =

12 ÷ 4 =

24 ÷ 3 =

9 ÷ 3 =

24 ÷ 4 =

18 ÷ 3 =

56 ÷ 8 =

14 ÷ 2 =

20 ÷ 4 =

4 =

81

35 ÷ 7 =

0 ÷ 5 =

21 ÷ 3 =

72 ÷ 8 =

35 ÷ 5 =

63 ÷ 9 =

18 ÷ 9 =

12 ÷ 6 =

27 ÷ 9 =

48 ÷ 6 =

21 ÷ 7 =








32 ÷ 4 =

18 ÷ 6 =


56 ÷ 7 =

PREVIEW

Please log in or register to download the printable version of this worksheet.

- | | | | |
|--|---|---|------|
|  White | 0 |  Yellow | 2 |
|  Orange | 7 |  Blue | 5, 9 |
|  Black | 1 |  Peach | 4, 6 |
| | |  Green | 3, 8 |

Finished colored picture:



~ PREVIEW ~

Please log in or register to download the printable version of this worksheet.

The complex block contains a cartoon superhero character on the left, wearing a red suit and a blue cape, flying towards the right. To the right of the character is the word "PREVIEW" in large, bold, red letters with a black outline, flanked by two red decorative flourishes. Below the word "PREVIEW" is the text "Please log in or register to download the printable version of this worksheet." in a smaller, black font.