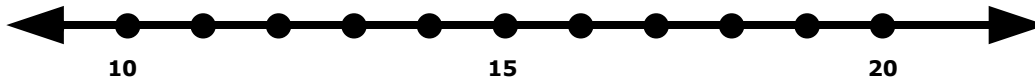


Name: \_\_\_\_\_

# Rounding to the Nearest Ten

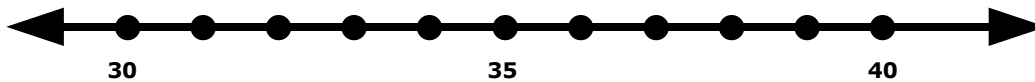
Find 16 on the number line and label it.




Is 16 closer to 10 or 20? \_\_\_\_\_

What is 16 rounded to the nearest 10? \_\_\_\_\_

Find 34 on the number line and label it.



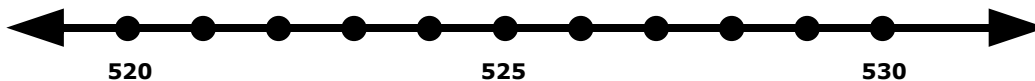
**PREVIEW**  
Please log in or register to download the printable version of this worksheet.



Is 138 closer to 130 or 140? \_\_\_\_\_

What is 138 rounded to the nearest 10? \_\_\_\_\_

Find 522 on the number line and label it.



Is 522 closer to 520 or 530? \_\_\_\_\_

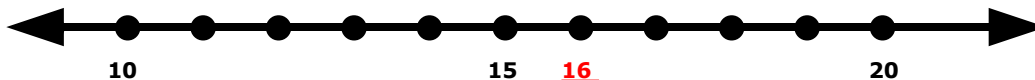
What is 522 rounded to the nearest 10? \_\_\_\_\_

Name: \_\_\_\_\_

**ANSWER KEY**

# Rounding to the Nearest Ten

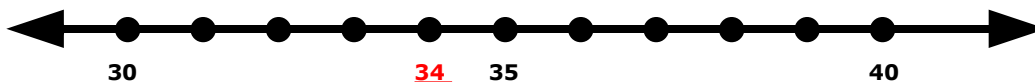
Find 16 on the number line and label it.




Is 16 closer to 10 or 20? **20**

What is 16 rounded to the nearest 10? **20**

Find 34 on the number line and label it.



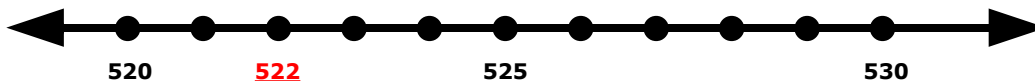
**PREVIEW**  
Please log in or register to download the printable version of this worksheet.



Is 138 closer to 130 or 140? **140**

What is 138 rounded to the nearest 10? **140**

Find 522 on the number line and label it.



Is 522 closer to 520 or 530? **520**

What is 522 rounded to the nearest 10? **520**