


Name: \_\_\_\_\_

# Pumpkin Faces

by Kelly Hashway

Jackie and Mason sat at the kitchen table. They were all set to paint their pumpkins for the pumpkin painting contest. They had newspaper spread out under their pumpkins and paints of every color. There was just one problem. How would they paint their pumpkins?



"Damon said he's making his pumpkin look like Frankenstein," Mason said.

"And M  
scary." Jackie  
paint her pun



**~ PREVIEW ~**

**Please log in or register to download  
the printable version of this worksheet.**

umpkins  
She could

Mason shrugged. "Everyone seems to be doing that."

"Not everyone," Jackie said. "Joey is making his look like a silly clown, and Amy is making hers into a princess."



Mason sat back in his chair and sighed. "There are so many things to do, but how do we know we won't choose something someone else has already chosen?"

Mom walked into the kitchen carrying a bag of groceries. "You two haven't painted those pumpkins yet?"

Jackie shook her head. "No. We can't come up with anything original."

“Well, you have some orange paint on your cheek. One of the bottles must be leaking.”

Mom chuckled. “You kind of look like a pumpkin yourself, Jackie.”

Look like a pumpkin. That was it! “We can paint our own faces on the pumpkins!” Jackie shouted.

“Cool idea, but how would we do it?” Mason asked.

“You could trace your school pictures hanging in the hallway,” Mom said. “We have some tracing paper in the closet. Then transfer the images to the pumpkins and paint them.”

Jackie and Mason smiled and got right to work. After they painted their faces on the pumpkins, they added wigs for hair. Mason topped his off with a baseball cap. As soon as they finished, they stepped back to admire the pumpkins.

“What do you think, Mom?” Jackie asked.

Mom smiled and  
pumpkins.”


“Yeah,



**PREVIEW**

Please log in or register to download  
the printable version of this worksheet.

## About the Author



Check out Kelly Hashway's latest book, *The Perfect Puppy!*


When a stray kitten is raised by a family of dogs, she grows up thinking she is a dog. She fetches, growls, gives paw, and even does her best to bark. She loves her dog family, but when a little girl wants to adopt her and gives her the perfect name, the kitten will have to decide where her home really is.

Hashway, Kelly. *The Perfect Puppy*. ISBN: 978-1466353909

Name: \_\_\_\_\_

# Pumpkin Faces

by Kelly Hashway



1. What is the setting of this story? Tell where and when it takes place.

---

---

2. Damon, Mary, Joey, and Amy are probably...

- a. Jackie and Mason's cousins
- b. famous pumpkin artists
- c. Jackie and Mason's friends
- d. \_\_\_\_\_

3. Mom said \_\_\_\_\_



**~ PREVIEW ~**

Please log in or register to download  
the printable version of this worksheet.

4. When Mom told Jackie that she looked like a pumpkin, she was...

- a. worried
- b. kidding
- c. serious
- d. upset

5. Re-read the following sentence from the story.

*We can't come up with anything original.*

Choose the best definition for the underlined word.


- a. a common idea
- b. an idea that will be easy
- c. an idea that others will like
- d. an idea that other people haven't thought of



Name: \_\_\_\_\_

# Pumpkin Faces

by Kelly Hashway



Match each of the the vocabulary words on the left with the correct definition on the right.

\_\_\_\_\_ 1. contest

a. scary creatures wrapped in bandages

\_\_\_\_\_ 2. mummies

b. artificial hair that is worn on the head

\_\_\_\_\_ 3. werewolves

c. competition

\_\_\_\_\_ 4. c

A red-bordered rectangular banner. On the left is a cartoon superhero character with a red suit and blue cape, flying and holding a gift. In the center, the word "PREVIEW" is written in large, bold, red letters with a black outline. Below it, the text reads "Please log in or register to download the printable version of this worksheet." On the right side of the banner, the word "rough" is partially visible.

**PREVIEW**  
Please log in or register to download the printable version of this worksheet.

rough

\_\_\_\_\_ 5. tracing paper

e. scary creatures who change from people into wolves

\_\_\_\_\_ 6. transfer

f. to move or copy from one place to another

\_\_\_\_\_ 7. wigs

g. to enjoy or appreciate

\_\_\_\_\_ 8. admire


h. food items purchased from a supermarket

**Now try this:** Re-read the story and highlight each of the vocabulary words.

Name: \_\_\_\_\_

# Pumpkin Faces

by Kelly Hashway



In the story, "Pumpkin Faces" you read about two children who have trouble deciding what type of face to paint of their pumpkins.

Imagine you had a Halloween pumpkin and you could carve or paint any type of face in it. What type of face would you make? How would you do it?

---

---

---

---

A red-bordered rectangular banner. On the left is a cartoon superhero character with a red suit and blue cape, flying and holding a green gift. To the right of the character, the word "PREVIEW" is written in large, bold, red, outlined letters. Below "PREVIEW" is the text "Please log in or register to download the printable version of this worksheet." in a smaller black font.

**PREVIEW**

Please log in or register to download the printable version of this worksheet.

---

---

---

---

---

---

---

---

---

---

# ANSWER KEY

## Pumpkin Faces

by Kelly Hashway

1. What is the setting of this story? Tell where and when it takes place.

**This story takes place in October in the kitchen at Jackie and Mason's home.**

2. Damon, Mary, Joey, and Amy are probably... **c**
- a. Jackie and Mason's cousins
  - b. famous pumpkin artists
  - c. **Jackie and Mason's friends**
  - d. people Jackie and Mason have never met



3. Mom says

**Jackie**



**~ PREVIEW ~**

Please log in or register to download  
the printable version of this worksheet.

4. When Jackie says that, she is
- a. worried
  - b. **kidding**
  - c. serious
  - d. upset

5. Re-read the following sentence from the story.

*We can't come up with anything original.*


Choose the best definition for the underlined word. **d**

- a. a common idea
- b. an idea that will be easy
- c. an idea that others will like
- d. **an idea that other people haven't thought of**

Name: \_\_\_\_\_

# Pumpkin Faces

by Kelly Hashway



Match each of the the vocabulary words on the left with the correct definition on the right.

- |          |    |               |           |  |
|----------|----|---------------|-----------|--|
| <b>c</b> | 1. | contest       | <b>a.</b> | scary creatures wrapped in bandages                |
| <b>a</b> | 2. | mummies       | <b>b.</b> | artificial hair that is worn on the head           |
| <b>e</b> | 3. | werewolves    | <b>c.</b> | competition  |
| <b>h</b> | 4. | rough         |           |  |
| <b>d</b> | 5. | tracing paper | <b>e.</b> | scary creatures who change from people into wolves |
| <b>f</b> | 6. | transfer      | <b>f.</b> | to move or copy from one place to another          |
| <b>b</b> | 7. | wigs          | <b>g.</b> | to enjoy or appreciate                             |
| <b>g</b> | 8. | admire        | <b>h.</b> | food items purchased from a supermarket            |

A red-bordered rectangular box containing a cartoon superhero character flying on the left. In the center, the word "PREVIEW" is written in large, bold, red letters with a black outline. Below it, the text reads: "Please log in or register to download the printable version of this worksheet." The word "rough" is partially visible on the right side of the box.

**Now try this:** Re-read the story and highlight each of the vocabulary words.