
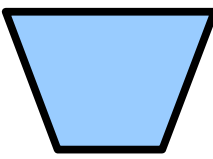







Name: _____

Phonics - "OY" and "OI"

Directions: Look at each picture and write the word on the line below.

		
-----	-----	-----
 <p>~ PREVIEW ~ Please log in or register to download the printable version of this worksheet.</p>		
		
-----	-----	-----

Word Box


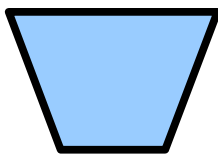





<i>toy</i>	<i>point</i>	<i>cowboy</i>	<i>coin</i>	<i>trapezoid</i>
<i>poison</i>	<i>boy</i>	<i>oyster</i>	<i>oil</i>	

Name: _____

Phonics - "OY" and "OI"

ANSWER KEY

Directions: Look at each picture and write the word on the line below.

		
 ~ PREVIEW ~ Please log in or register to download the printable version of this worksheet.		
-----	-----	-----
coin	oyster	point
		
-----	-----	-----
poison	toy	cowboy