











Name: \_\_\_\_\_

# Blends "Beginning Sounds"

Directions: Circle the correct blend for the beginning sound of each picture. Then write the blend on the line.











 fl      fr	 fr      fl	 fr      fl
 <b>PREVIEW</b> Please log in or register to download the printable version of this worksheet.		
 fr      fl	 fl      fr	 fl      fr
-----	-----	-----
 fr      fl	 fr      fl	 fl      fr
-----	-----	-----

Name: \_\_\_\_\_

# Blends "Beginning Sounds"

## ANSWER KEY

Directions: Circle the correct blend for the beginning sound of each picture. Then write the blend on the line.

 fl      fr	 c      fl	 c      f
 <b>PREVIEW</b> Please log in or register to download the printable version of this worksheet.		
 fr      fl	 fl      fr	 fl      fr
-----	-----	-----
 fr      fl	 fr      fl	 fl      fr
-----	-----	-----

A cartoon superhero character with brown hair, wearing a red suit with a blue cape and a blue chest emblem. He is flying and holding a green gift box with a red ribbon.

**~ PREVIEW ~**

Please log in or register to download  
the printable version of this worksheet.