






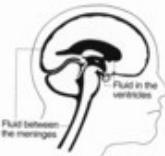




Name: _____

Blends

"Beginning Sounds"

Directions: Circle the correct blend for the beginning sound of each picture. Then write the blend on the line.

 tr hr	 br tr	 tr br
<div>~ PREVIEW ~ Please log in or register to download the printable version of this worksheet.</div>		
 tr br	 tr br	 br tr
-----	-----	-----
 br tr	 tr br	 br tr
-----	-----	-----








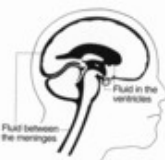


Name: _____

Blends

"Beginning Sounds"

ANSWER KEY

Directions: Circle the correct blend for the beginning sound of each picture. Then write the blend on the line.

 tr hr	 br tr	 tr br
<div> ~ PREVIEW ~ Please log in or register to download the printable version of this worksheet.</div>		
 tr br	 tr br	 br tr
-----	-----	-----
 br tr	 tr br	 br tr
-----	-----	-----