



# Phonics: Fl- Blends

Phonics: Fl Blends  
Name: Sam



f l a m e

Phonics: Fl Blends  
Name: Amy



f l o o r

Phonics: Fl Blends  
Name: Sara






f l o w e r



## Preview

Please log in to download the printable version of this worksheet.





Fold along this line

# Phonics: Fl Blends

Name: \_\_\_\_\_



**Preview**

Please log in to download the printable version of this worksheet.



\_\_\_\_\_

**flame**

**Step 1:** Write your name.

**Step 2:** Color the picture and write the word.


**Step 3:** Cut out the pennant. Give it to your teacher.



Fold along this line


# Phonics: Fl Blends

Name: \_\_\_\_\_



## Preview

Please log in to download  
the printable version of this worksheet.



\_\_\_\_\_

## floor

**Step 1:** Write your name.

**Step 2:** Color the picture and write the word.

**Step 3:** Cut out the pennant. Give it to your teacher.



Fold along this line

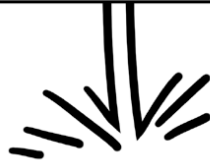
# Phonics: Fl Blends

Name: \_\_\_\_\_



## Preview

Please log in to download  
the printable version of this worksheet.



\_\_\_\_\_

## flower

**Step 1:** Write your name.

**Step 2:** Color the picture and write the word.


**Step 3:** Cut out the pennant. Give it to your teacher.



Fold along this line

# Phonics: Fl Blends

Name: \_\_\_\_\_



## Preview

Please log in to download  
the printable version of this worksheet.

fly

**Step 1:** Write your name.

**Step 2:** Color the picture and write the word.

**Step 3:** Cut out the pennant. Give it to your teacher.



Fold along this line

# Phonics: Ff Blends

Name: \_\_\_\_\_



## Preview

Please log in to download  
the printable version of this worksheet.

**floss**

**Step 1:** Write your name.

**Step 2:** Color the picture and write the word.

**Step 3:** Cut out the pennant. Give it to your teacher.



Fold along this line

# Phonics: Fl Blends

Name: \_\_\_\_\_



**Preview**  
Please log in to download  
the printable version of this worksheet.

**flamingo**

**Step 1:** Write your name.

**Step 2:** Color the picture and write the word.


**Step 3:** Cut out the pennant. Give it to your teacher.



Fold along this line

# Phonics: Fl Blends

Name: \_\_\_\_\_



## Preview

Please log in to download  
the printable version of this worksheet.

## Florida

**Step 1:** Write your name.

**Step 2:** Color the pennant.

**Step 3:** Cut out the pennant. Give it to your teacher.





Fold along this line

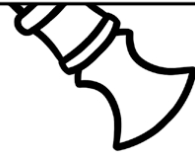
# Phonics: Fl Blends

Name: \_\_\_\_\_



## Preview

Please log in to download  
the printable version of this worksheet.



\_\_\_\_\_

## flute

**Step 1:** Write your name.

**Step 2:** Color the picture and write the word.

**Step 3:** Cut out the pennant. Give it to your teacher.



Fold along this line

# Phonics: Ff Blends

Name: \_\_\_\_\_



## Preview

Please log in to download  
the printable version of this worksheet.



## flashcards

**Step 1:** Write your name.

**Step 2:** Color the picture and write the word.

**Step 3:** Cut out the pennant. Give it to your teacher.



Fold along this line

# Phonics: Fl Blends

Name: \_\_\_\_\_



## Preview

Please log in to download  
the printable version of this worksheet.

flag

**Step 1:** Write your name.

**Step 2:** Color the picture and write the word.

**Step 3:** Cut out the pennant. Give it to your teacher.