

Name: _____

Fact Families

Use addition or subtraction to fill in the missing number of each number bond.

example:

Whole	Part
8	6
	Part
	2

a.

Part	Whole
9	18
Part	

b.

Whole	
6	Part
	7

c.

Part	Part
	5
	Whole
18	

d.

Part	Part
------	------

e.

Whole	Part
-------	------

f.

Part	Whole
------	-------

g.

Whole	
-------	--



~ PREVIEW ~

Please log in or register to download the printable version of this worksheet.

8	Part
	Part
0	

15	8
	Whole

13	4
	Part

5	/
	Part

i.

Part	Whole
9	14
Part	

m.

Whole	
9	Part
	6

n.

Part	Part
	8
	Whole
12	

o.

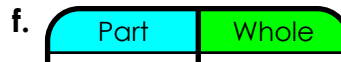
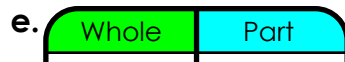
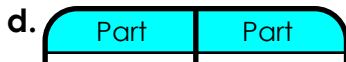
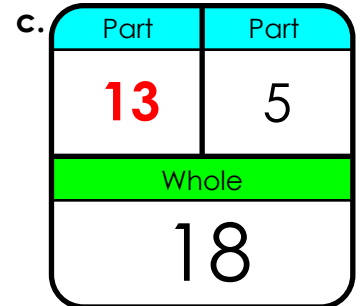
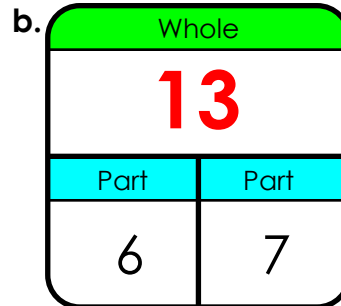
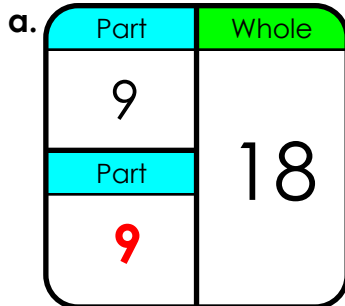
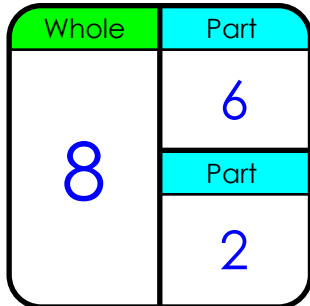
Whole	Part
11	6
	Part

ANSWER KEY

Fact Families

Use addition or subtraction to fill in the missing number of each number bond.

example:



~ PREVIEW ~

Please log in or register to download the printable version of this worksheet.

