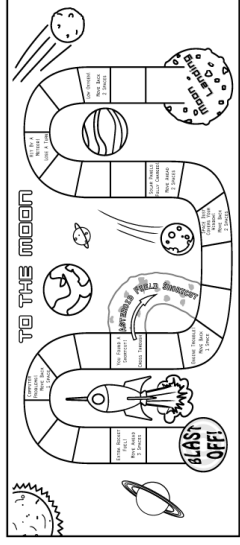


To the Moon

Multiplication Board Game

Materials:

- game board (pages 2-3)
- multiplication question cards (pages 4-7)
- 6-sided die
- markers (any small object)



Preparation Tips:

- Print the question cards on card stock so players cannot see through the paper.
- Instead of printing the game question cards, you can use a deck of multiplication flashcards instead.

How to Play:

Begin by setting the markers on "Blast Off."

Each player rolls the die to determine who will go first. The player with the higher number is Player 1. The player with the lower number is Player 2.

Player 1 rolls the die and moves the correct number of spaces. If the player lands on a square with directions, follow the directions.

Player 2 takes a question card and reads it aloud to Player 1. Player 1 tries to answer the question. If Player 1 is correct, he or she stays on the current square. If Player 1 is incorrect, he or she must go back to the square they were on at the beginning of the turn.

Then it is Player 2's turn to roll the die and answer a question.


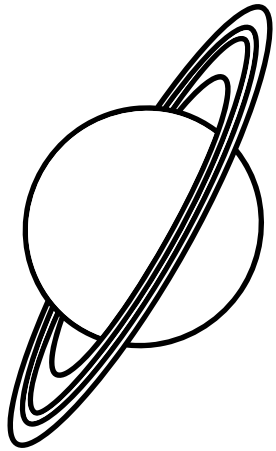

Continue taking turns until one player reaches the "Moon Landing." The first player to land on it and correctly answer the question wins.

Remember:

A player can only cross the asteroid field if they land on the square that says, "You found a shortcut!"

If a player lands on "Lose a turn," they skip their next turn.

TO THE



COMPUTER PROBLEMS!
MOVE BACK 1 SPACE

EXTRA ROCKET FUEL!
MOVE AHEAD 3 SPACES

YOU FOUND A SHORTCUT!
CROSS THROUGH

ENGINE TROUBLE!
MOVE BACK 1 SPACE

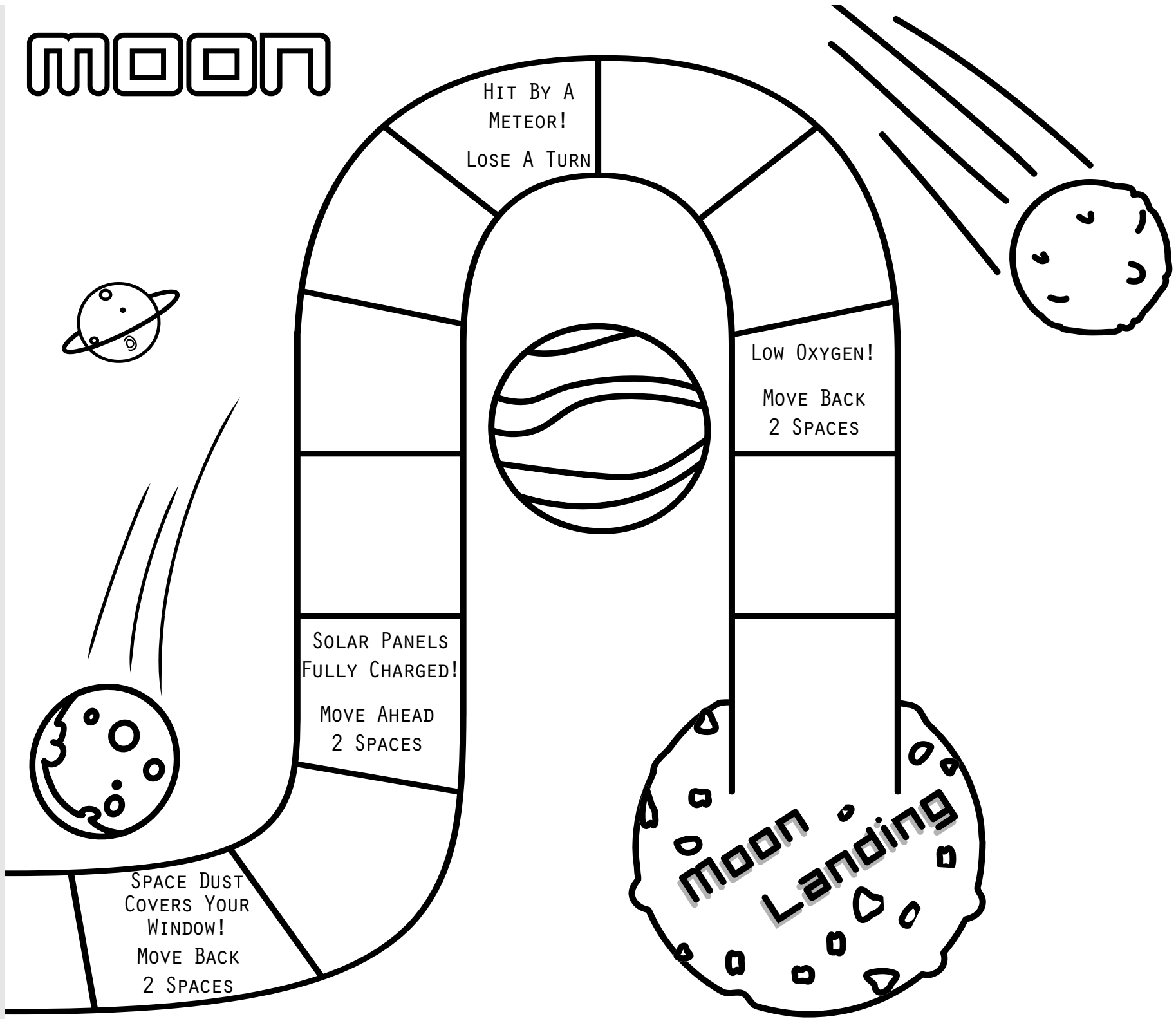
BLAST OFF!

ASTEROID FIELD SHORTCUT

TRIM THIS AREA OFF

MOON

GLUE PAGE 1 OVER THIS AREA



Q: 3x3

A: 9

Q: 4x5

A: 20

Q: 4x7

A: 28

Q: 6x6

A: 36

Q: 7x3

A: 21

Q: 4x8

A: 32

Q: 6x9

A: 54

Q: 3x6

A: 18

Q: 8x8

A: 64

Q: 3x7

A: 21

Q: 2x8

A: 16

Q: 5x6

A: 30

Q: 3x4

A: 12

Q: 9x8

A: 72

Q: 5x3

A: 15

Q: 6x7

A: 42

Q: 4x6

A: 24

Q: 9x5

A: 45

Q: 6x8

A: 48

Q: 5x5

A: 25

Q: 4x9

A: 36

Q: 8x5

A: 40

Q: 3x7

A: 21

Q: 2x7

A: 14

Q: 5x6

A: 30

Q: 5x7

A: 35

Q: 3x8

A: 24

Q: 9x9

A: 81

Q: 4x4

A: 16

Q: 9x2

A: 18

Q: 1x0

A: 0

Q: 7x4

A: 28

Q: 7x5

A: 35

Q: 6x2

A: 12

Q: 7x7

A: 49

Q: 5x1

A: 5