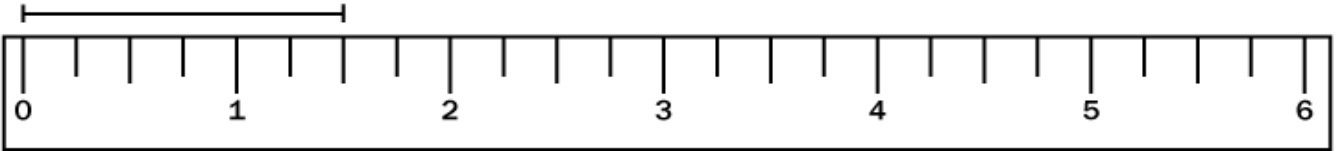



Name: \_\_\_\_\_

## Measuring With a Ruler


Measure to the nearest  $\frac{1}{2}$  inch using the ruler shown.

a.



\_\_\_\_\_

b.

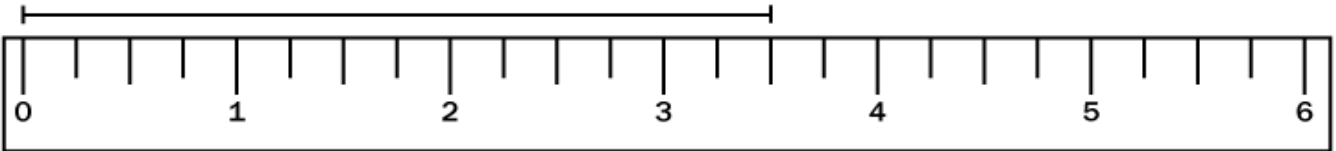




**~ PREVIEW ~**

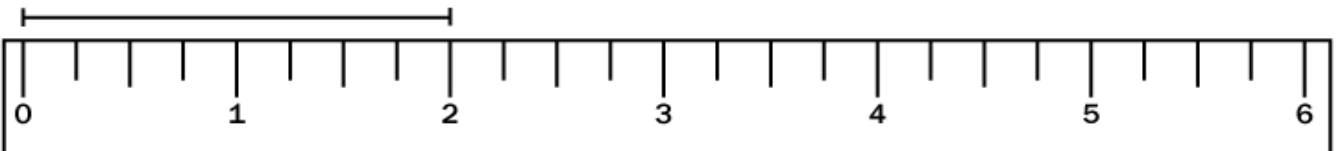
Please log in or register to download  
the printable version of this worksheet.

c.



\_\_\_\_\_

d.



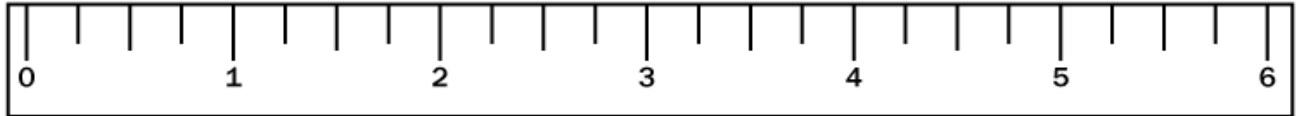

\_\_\_\_\_

# ANSWER KEY

## Measuring With a Ruler


Measure to the nearest  $\frac{1}{2}$  inch using the ruler shown.

a.

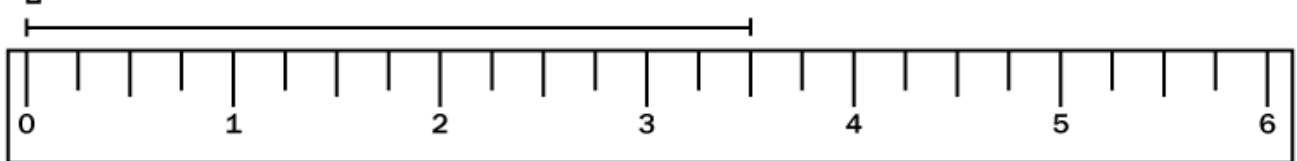


$1 \frac{1}{2}$  inches

b.

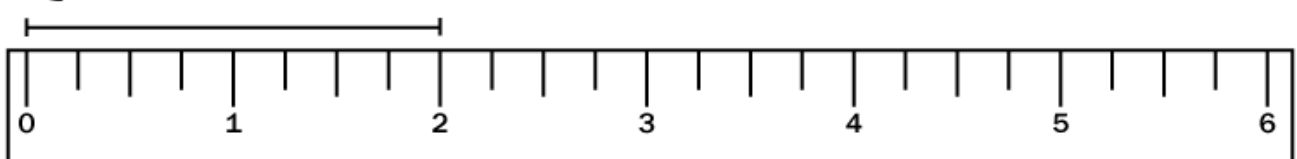


c.



$3 \frac{1}{2}$  inches

d.



2 inches