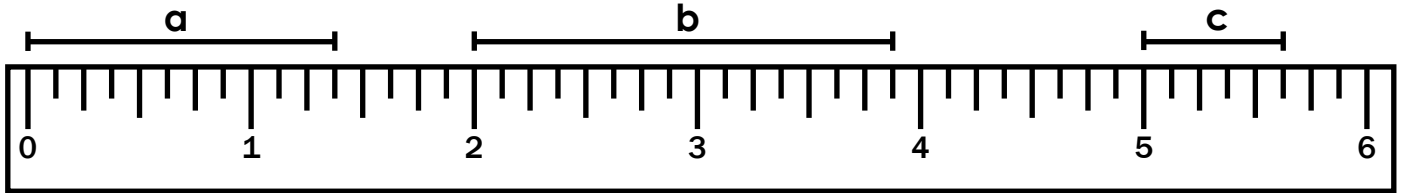


Name: _____

Measuring With a Ruler

Measure to the nearest $\frac{1}{8}$ inch for each line segment using the ruler shown.

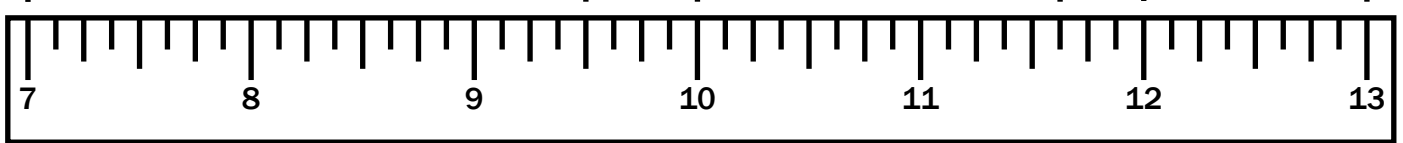


a = _____ b = _____ c = _____

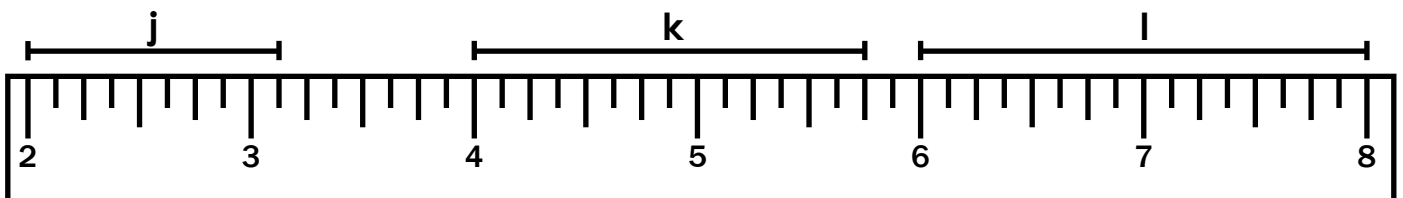


~ PREVIEW ~

Please log in or register to download the printable version of this worksheet.



g = _____ h = _____ i = _____

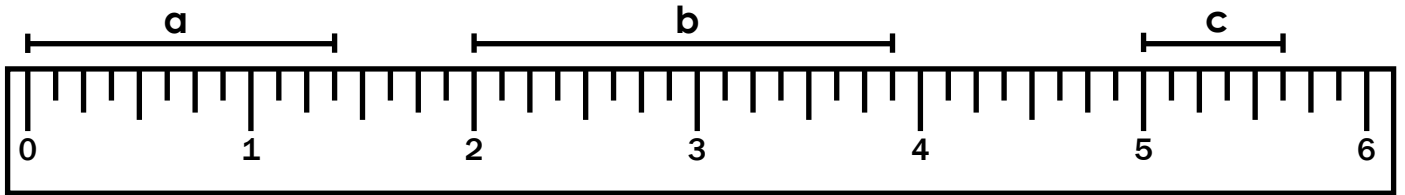


j = _____ k = _____ l = _____

ANSWER KEY

Measuring With a Ruler

Measure to the nearest $\frac{1}{8}$ inch for each line segment using the ruler shown.



a = $1\frac{3}{8}$ inches

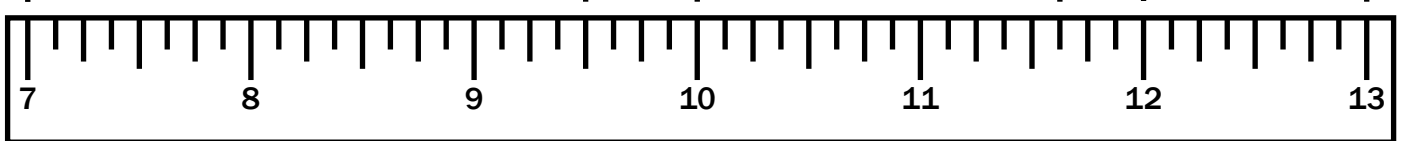
b = $1\frac{7}{8}$ inches

c = $\frac{5}{8}$ inch



~ PREVIEW ~

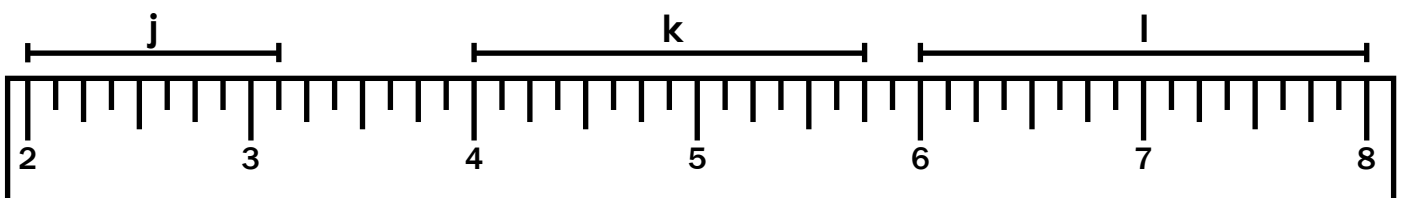
Please log in or register to download the printable version of this worksheet.



g = $2\frac{1}{2}$ inches

h = $1\frac{5}{8}$ inches

i = 1 inch



j = $1\frac{1}{8}$ inches

k = $1\frac{3}{4}$ inches

l = 2 inches