

Name: _____

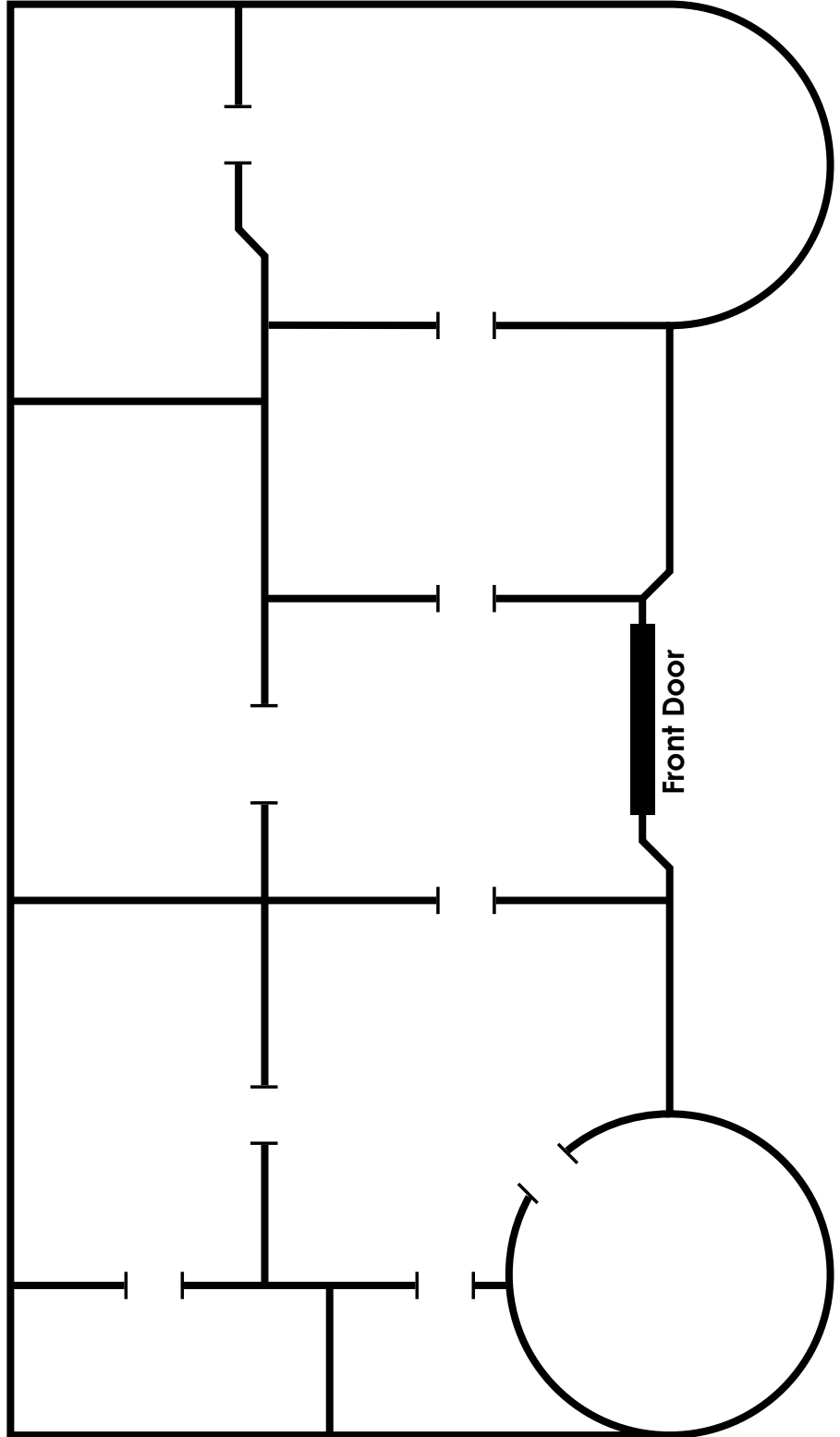
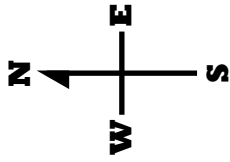
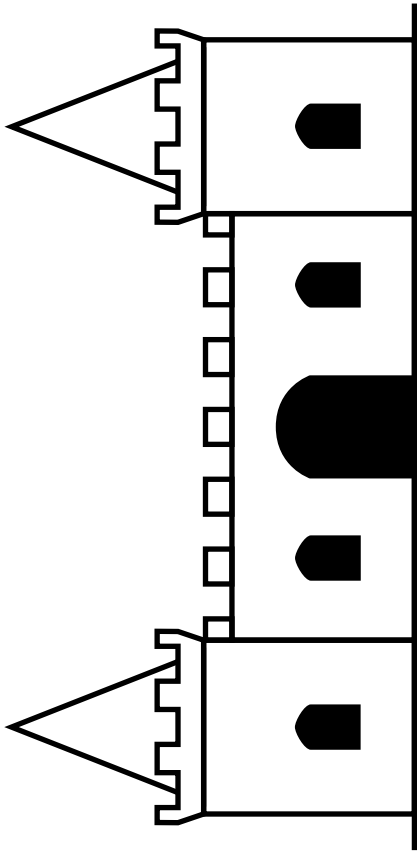
Royal Castle Floor Plan

Write your name at the top of the Royal Castle Floor Plan map and follow the directions below.

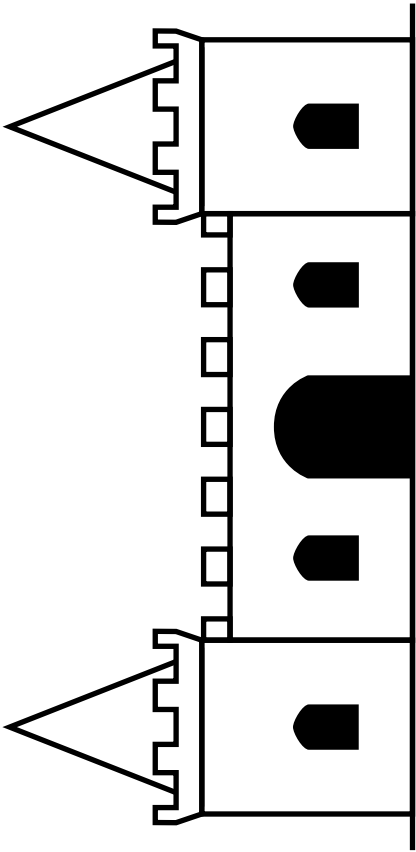
1. When you enter the castle through the front door, you are in the living room. Label this room LIVING ROOM and draw a sofa in it.
2. As you walk to the east from the living room, you enter the royal TV room. Label this room TV ROOM and draw a television in it.
3. The largest room in the castle is the Queen's bedroom. Label this room QUEEN'S BEDROOM and draw a bed in it.
4. Directly north of the Queen's bedroom is the queen's closet. Label this room QUEEN'S CLOSET and draw a dress in it.
5. Directly west of the Queen's closet is the library. Label this room LIBRARY and draw a book in it.
6. The smallest room in the castle is the bathroom. Label this room BATHROOM and draw a bathtub in it.
7. Directly east of the bathroom is the kitchen. Label this room KITCHEN and draw a stove and refrigerator.
8. The dining room is shaped like a circle. Label this room DINING ROOM and draw a table in it.
9. If you walk north from the kitchen, you enter the King's bedroom. Label this room KING'S BEDROOM and draw a bed in it.
10. If you're in the King's bedroom and look to the west, you'll see the King's closet. Label this room KING'S CLOSET and draw a shirt in it.
11. Outside the castle, just south of the front door, is a sidewalk. Draw the sidewalk leading up to the front door.
12. The King and Queen decide to build a secret room in their castle. They will hide their jewels in this room. It will be a small room that is directly east of the queen's bedroom. Draw the secret room and label it SECRET ROOM. Draw a crown in this room.



Royal Castle Floor Plan



Royal Castle Floor Plan



ANSWER KEY

