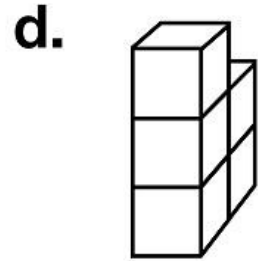
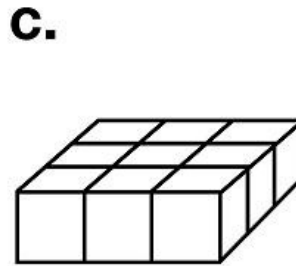
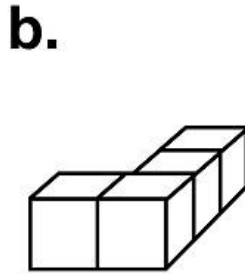
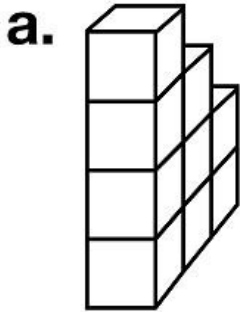


Name: \_\_\_\_\_

# Volume Cubes

Count the cubes and write the volume of each shape.  
The first one has been done for you as an example.

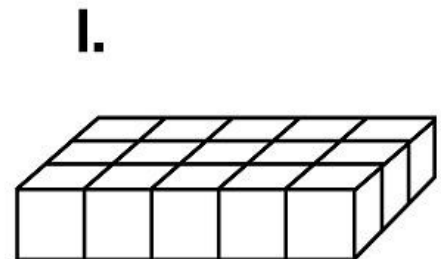
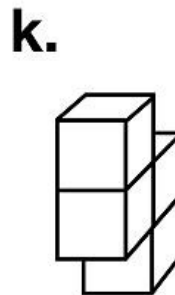
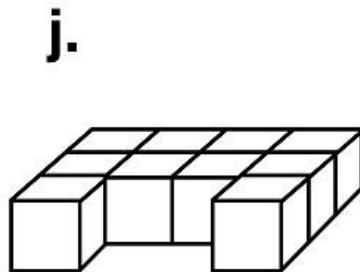
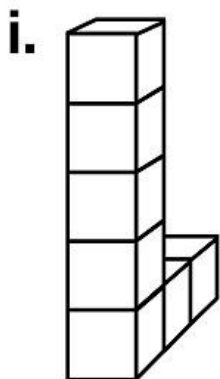


9 cubic units

e.

**PREVIEW**

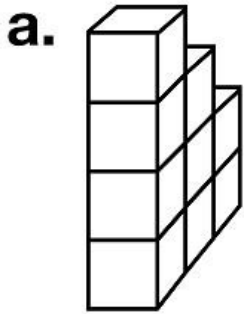
Please log in or register to download the printable version of this worksheet.



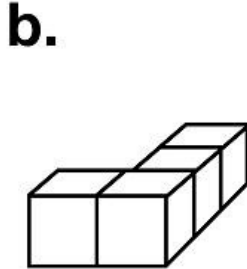
Name: \_\_\_\_\_

# Volume Cubes - Answer Key

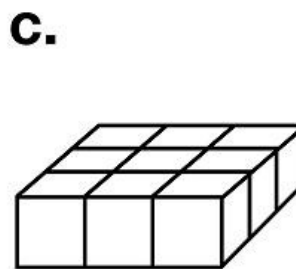
Count the cubes and write the volume of each shape.  
The first one has been done for you as an example.



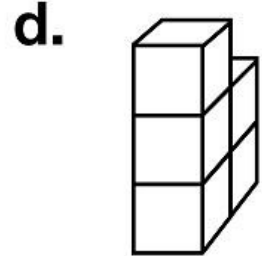
9 cubic units



4 cubic units



9 cubic units



5 cubic units

e.



3 cubic units



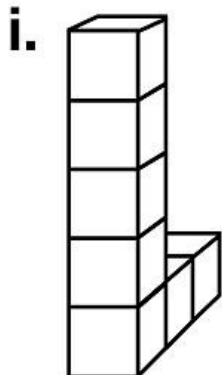
10 cubic units




9 cubic units



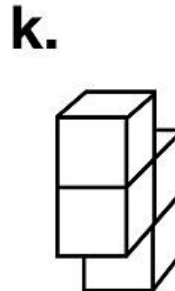
6 cubic units



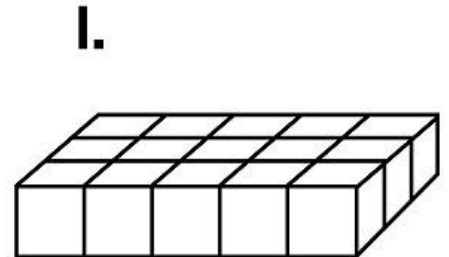
10 cubic units



10 cubic units



4 cubic units



15 cubic units