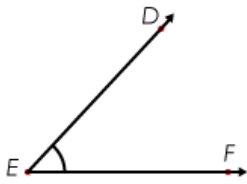
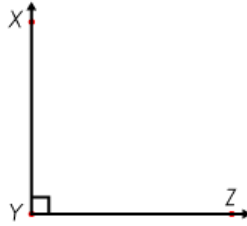


Name: \_\_\_\_\_

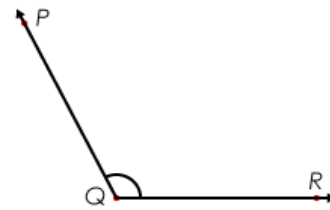
# Triangles



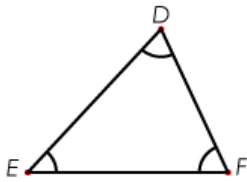
An **acute angle** is less than  $90^\circ$



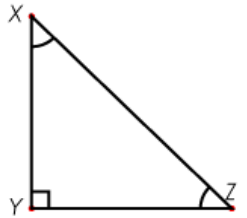
A **right angle** is exactly  $90^\circ$



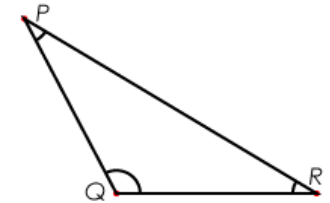
An **obtuse angle** is greater than  $90^\circ$



An **acute triangle** has 3 acute angles.



A **right triangle** has 1 right angle and 2 acute angles.



An **obtuse triangle** has 1 obtuse angle and 2 acute angles.

Identify each type of triangle as **acute**, **right** or **obtuse**.

a.



## ~ PREVIEW ~

Please log in or register to download the printable version of this worksheet.

\_\_\_\_\_

\_\_\_\_\_

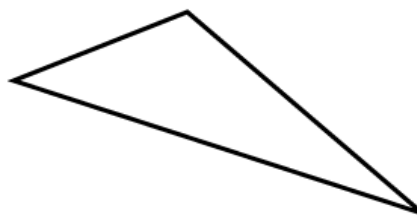
\_\_\_\_\_

d.



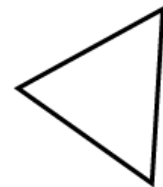
\_\_\_\_\_

e.



\_\_\_\_\_

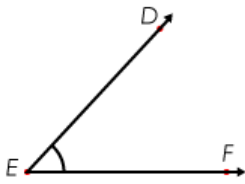
f.



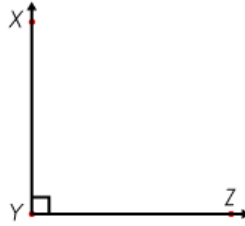
\_\_\_\_\_

Name: \_\_\_\_\_

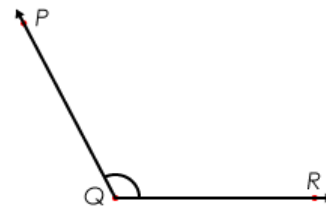
# Measuring Angles - **ANSWERS**



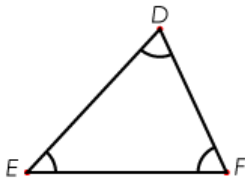
An **acute angle** is less than  $90^\circ$



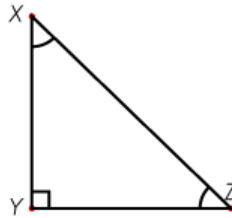
A **right angle** is exactly  $90^\circ$



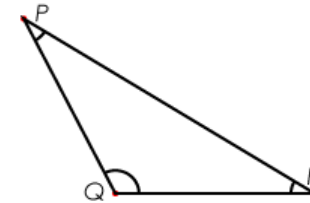
An **obtuse angle** is greater than  $90^\circ$



An **acute triangle** has 3 acute angles.



A **right triangle** has 1 right angle and 2 acute angles.



An **obtuse triangle** has 1 obtuse angle and 2 acute angles.

Identify each type of triangle as **acute**, **right** or **obtuse**.

a.



## ~ PREVIEW ~

Please log in or register to download the printable version of this worksheet.

obtuse

acute

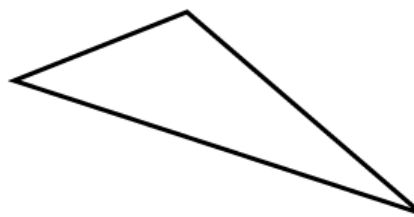
right

d.



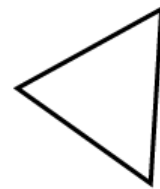
acute

e.



obtuse

f.



acute