

Name: _____

Explorer: _____

1

My Explorer Report

(Write the name of your explorer on this line.)



~ PREVIEW ~

Please log in or register to download the printable version of this worksheet.

Draw a large portrait of your explorer, or paste a picture of your explorer in the space above. If you are drawing the explorer, be sure your picture has lots of clear detail and is colored in.

Name: _____

Explorer: _____

2

Biographical Overview

Explorer's Full Name: _____

Date of Birth: _____

Country of Birth: _____

Date of Death: _____


What country



PREVIEW

Please log in or register to download the printable version of this worksheet.

Draw the flag of the country your explorer sailed for.



Name: _____

Explorer: _____

Main Events of Exploration

Describe the purpose and main events of your explorer's main journey. Tell why he went on this main exploration. Also, describe where his trip started, where he traveled, and what he found or saw.

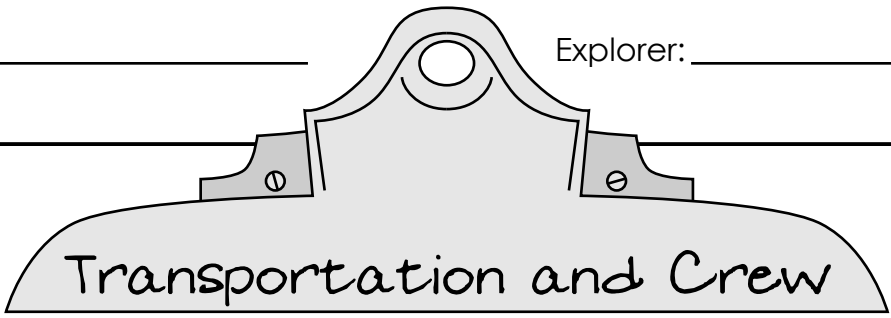


~ PREVIEW ~

Please log in or register to download the printable version of this worksheet.

Name: _____

Explorer: _____



Describe your explorer's crew.

Describe the ships or other transportation used by your explorer.

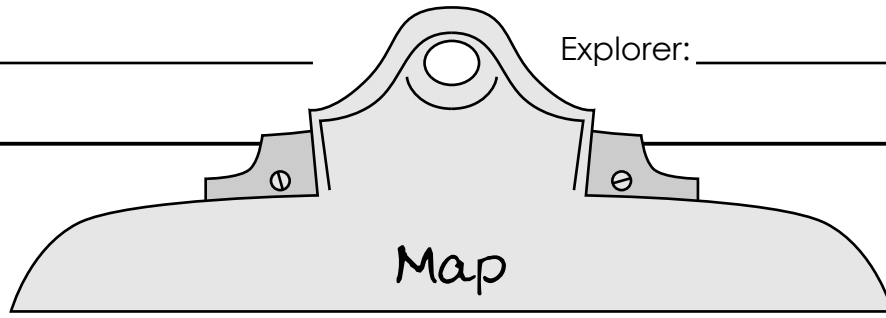
A red-bordered rectangular banner. On the left is a cartoon superhero with a red suit and blue cape, flying and holding a globe. To the right, the word "PREVIEW" is written in large, bold, red letters with a black outline. Below it, the text "Please log in or register to download the printable version of this worksheet." is written in a smaller black font.

Draw an illustration of the ships or other transport used by your explorer. Be sure your picture has lots of clear detail and is colored in.

Name: _____

Explorer: _____

5




On the world map below, draw your explorer's route. Use red lines with arrows to mark the route from beginning to end.

Label his starting point and any important stops along the way. Label the oceans and areas explored.



Name: _____

Explorer: _____



List the books and websites where you found your information.

When you list a book, include the author's name and the title of the book.
When you list a website, list the url and a title of the article.

1. _____

2. _____

PREVIEW
Please log in or register to download the printable version of this worksheet.

3. _____

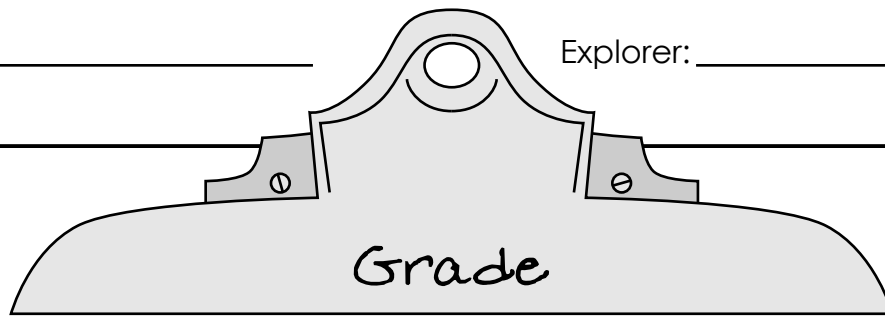
4. _____

5. _____

Name: _____

Explorer: _____

7



_____ /10

Portrait (Cover - Page 1)

The portrait or glued picture accurately portrays the student's explorer. The portrait is neat and detailed.

_____ /10

Biographical Overview & Flag (Page 2)

All questions are answered accurately. Student has researched all necessary information. The country's flag is drawn accurately and neatly.

_____ /30

Main Events Essay (Page 3)

The essay accurately describes the purpose and main events of the explorer's journey. The essay mentions the starting point, lands

_____ /15



y is written
d

men that
ation is

described in detail. The picture is carefully and accurately drawn.

_____ /15

Map (Page 5)

The map of the explorer's journey is accurate. Oceans and important places are labeled.

_____ /10

Bibliography (Page 6)

Several sources of information are listed. Titles, authors, and website addresses are included. (15 points)

_____ /10

Presentation

Handwriting is clear and easy to read. Words are spelled correctly. There are no wrinkled or ripped pages in the packet. (15 points)

Total Grade (out of 100)

Comments: _____