



Money Puzzles





	2¢
	5¢



Preview

Please log in to download the printable version of this worksheet.

	11¢
	7¢

Money Puzzles



10¢

1¢



Preview

Please log in to download the printable version of this worksheet.

25¢

15¢

Money Puzzles



3¢

4¢



Preview

Please log in to download the printable version of this worksheet.

40¢

16¢

Money Puzzles



12¢

6¢

This section contains two puzzle pieces. The top piece shows a silver dime and two pennies, with a large arrow pointing to the value '12¢'. The bottom piece shows six pennies, with a large arrow pointing to the value '6¢'.



Preview

Please log in to download the printable version of this worksheet.

13¢

29¢

This section contains two puzzle pieces. The top piece shows a silver dime and three pennies, with a large arrow pointing to the value '13¢'. The bottom piece shows a silver quarter and four pennies, with a large arrow pointing to the value '29¢'.

Money Puzzles



32¢

20¢




Preview

Please log in to download the printable version of this worksheet.

21¢

9¢

Money Puzzles



There are countless ways to use puzzle cards.
Here are a few ideas:

Puz
P
C

Fin
C
n

Ma
P
v

Ma
C
p
t

Fin
A
s
ir

Ra

Preview

Please log in to download
the printable version of this worksheet.

A cartoon superhero character with brown hair, wearing a blue suit with a red cape and a red mask. He is flying through a blue sky with white clouds. On his chest is a shield-shaped logo with the letters 'MJS' in white on a blue background. The background of the entire block features a large, stylized blue and white graphic that looks like a wave or a swoosh.

Give two (or more) students a set of coin cards. Have them race to see who can correctly match all of the cards first.