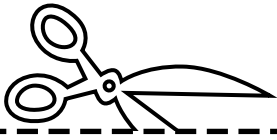
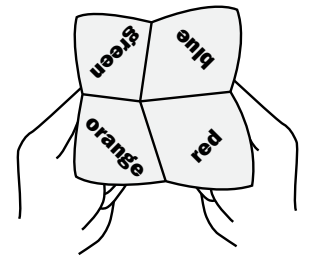


Cootie Catcher

Time



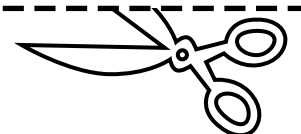
orange 	1 Twenty to 5 4:40	2 Quarter after 4 4:15	red
8 Ten to 8 	5 Half 10 		



~ PREVIEW ~

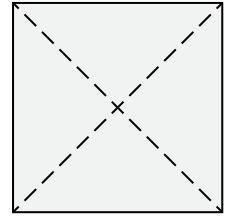
Please log in or register to download the printable version of this worksheet.

7 Noon 12:00	4 Quarter to 11 10:45	3 Twenty after 6 6:20	6 Ten to 7 6:50
green 	blue 		

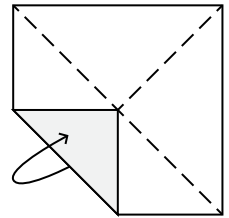


How to make the Cootie Catcher:

1. Cut out your cootie catcher and color it. Place the square face up and fold and unfold the square in diagonals from corner to corner so you end up with x shaped creases.



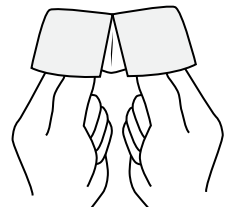
2. Place the square facedown and fold each of the four corners in so the points meet in the center.



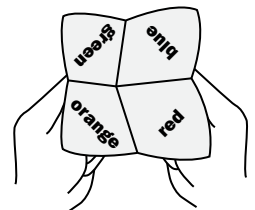
~ PREVIEW ~

Please log in or register to download the printable version of this worksheet.

5. Slide both thumbs and index fingers under the four flaps.



6. Pinch the top corners together with the thumbs and fingers under the flaps to form a point.



How to play:

1. Choose one of the colors printed on the outside square (red, blue, green, or orange).



~ **PREVIEW** ~

Please log in or register to download
the printable version of this worksheet.