

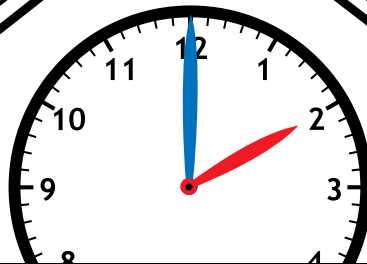
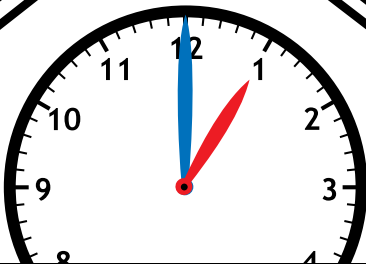
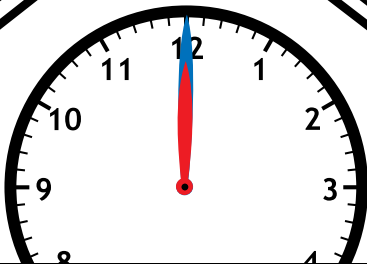
Puzzle Clocks



12:00

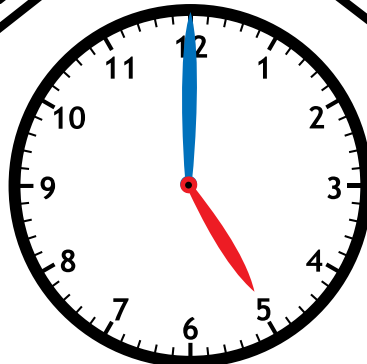
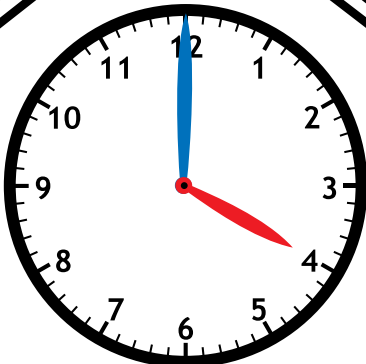
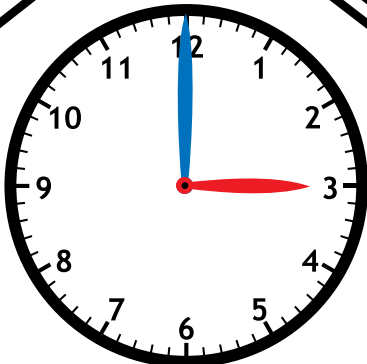
1:00

2:00



Preview

Please log in to download the printable version of this worksheet.

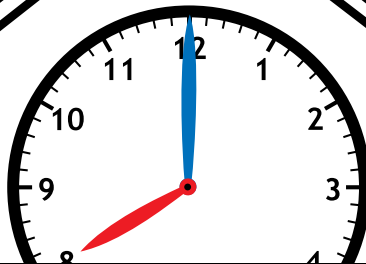
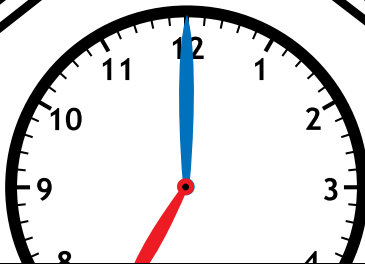
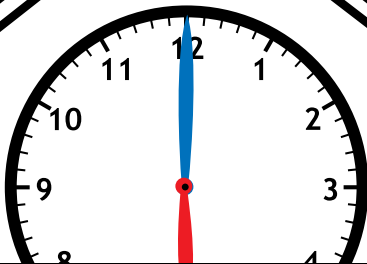


Puzzle Clocks

6:00

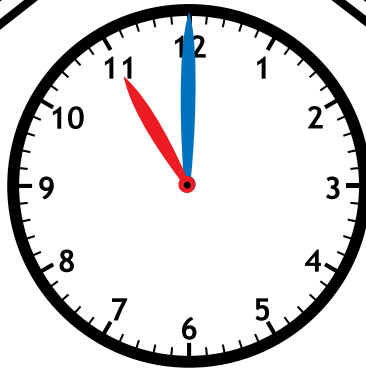
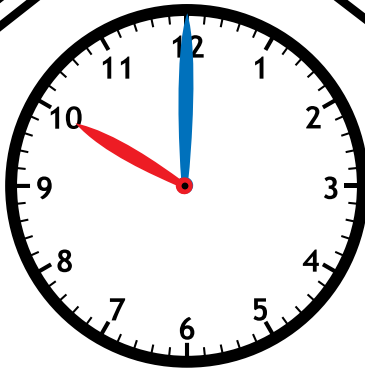
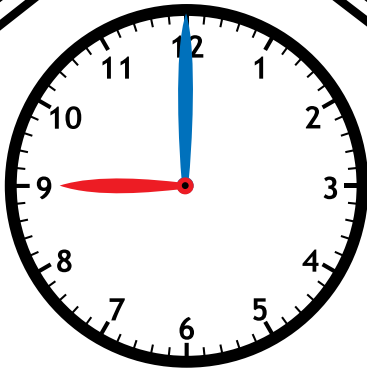
7:00

8:00



Preview

Please log in to download the printable version of this worksheet.



Puzzle Clocks

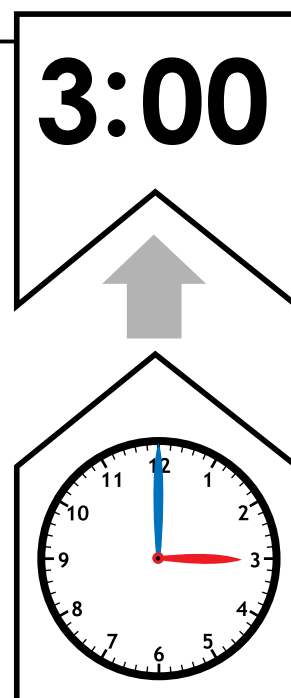
There are countless ways to use puzzle cards.
Here are a few ideas:

Puzzle Match

Place the puzzle pieces on the table or floor.
Have small groups match up each time
with correct clock.

Find Your Partner

Give each student one puzzle piece.
Half of your students will have the numeric
times and the other half will have clocks.
Have them find their "partner" with the matching piece.



Magnetic Puzzles



Preview

Please log in to download
the printable version of this worksheet.

match.

Race to Match

Give two (or more) students a set of time and clocks cards. Have them race to see
who can correctly match all of the cards first.