

Phonics: Short-U

Phonics: Short-U

Name: Sam



b u g

Phonics: Short-U


Name: Amy




m u g

Phonics: Short-U

Name: Sara



b u n



Preview

Please log in to download the printable version of this worksheet.

Phonics: Short-U

Name: _____



Phonics: Short-U

Name: _____



b u g

Phonics: Short-U

Name: _____



b u g


glue



Fold along this line

Phonics: Short-U

Name: _____



Preview

Please log in to download
the printable version of this worksheet.

bug

Step 1: Write your name.

Step 2: Color the picture and write the word.


Step 3: Cut out the pennant. Give it to your teacher.



Fold along this line

Phonics: Short-U

Name: _____



Preview

Please log in to download
the printable version of this worksheet.

mug

Step 1: Write your name.

Step 2: Color the picture and write the word.


Step 3: Cut out the pennant. Give it to your teacher.



Fold along this line


Phonics: Short-U

Name: _____



Preview

Please log in to download
the printable version of this worksheet.



bun

Step 1: Write your name.

Step 2: Color the picture and write the word.

Step 3: Cut out the pennant. Give it to your teacher.



Fold along this line

Phonics: Short-U

Name: _____



Preview

Please log in to download
the printable version of this worksheet.

up

Step 1: Write your name.

Step 2: Color the picture and write the word.

Step 3: Cut out the pennant. Give it to your teacher.



Fold along this line

Phonics: Short-U

Name: _____



Preview

Please log in to download the printable version of this worksheet.



rug

Step 1: Write your name.

Step 2: Color the picture and write the word.

Step 3: Cut out the pennant. Give it to your teacher.



Fold along this line

Phonics: Short-U

Name: _____



Preview

Please log in to download
the printable version of this worksheet.

nut

Step 1: Write your name.

Step 2: Color the picture and write the word.

Step 3: Cut out the pennant. Give it to your teacher.



Fold along this line

Phonics: Short-U

Name: _____



Preview

Please log in to download
the printable version of this worksheet.



hug

Step 1: Write your name.

Step 2: Color the pennant.


Step 3: Cut out the pennant. Give it to your teacher.



Fold along this line

Phonics: Short-U

Name: _____



Preview

Please log in to download
the printable version of this worksheet.

jug

Step 1: Write your name.

Step 2: Color the picture and write the word.

Step 3: Cut out the pennant. Give it to your teacher.



Fold along this line

Phonics: Short-U

Name: _____



Preview

Please log in to download
the printable version of this worksheet.

tub

Step 1: Write your name.

Step 2: Color the picture and write the word.


Step 3: Cut out the pennant. Give it to your teacher.



Fold along this line

Phonics: Short-U

Name: _____



Preview

Please log in to download
the printable version of this worksheet.

sun

Step 1: Write your name.

Step 2: Color the picture and write the word.

Step 3: Cut out the pennant. Give it to your teacher.



Fold along this line

Phonics: Short-U

Name: _____



Preview

Please log in to download
the printable version of this worksheet.

cut

Step 1: Write your name.

Step 2: Color the picture and write the word.

Step 3: Cut out the pennant. Give it to your teacher.



Fold along this line

Phonics: Short-U

Name: _____



Preview

Please log in to download
the printable version of this worksheet.

drum

Step 1: Write your name.

Step 2: Color the picture and write the word.


Step 3: Cut out the pennant. Give it to your teacher.



Fold along this line

Phonics: Short-U

Name: _____



Preview

Please log in to download
the printable version of this worksheet.



jump

Step 1: Write your name.

Step 2: Color the picture and write the word.

Step 3: Cut out the pennant. Give it to your teacher.



Fold along this line

Phonics: Short-U

Name: _____



Preview

Please log in to download
the printable version of this worksheet.

duck

Step 1: Write your name.

Step 2: Color the picture and write the word.


Step 3: Cut out the pennant. Give it to your teacher.



Fold along this line

Phonics: Short-U

Name: _____



Preview

Please log in to download
the printable version of this worksheet.

plus

Step 1: Write your name.

Step 2: Color the picture and write the word.

Step 3: Cut out the pennant. Give it to your teacher.



Fold along this line

Phonics: Short-U

Name: _____



Preview

Please log in to download
the printable version of this worksheet.



plug

Step 1: Write your name.

Step 2: Color the picture and write the word.

Step 3: Cut out the pennant. Give it to your teacher.



Fold along this line

Phonics: Short-U

Name: _____



Preview

Please log in to download
the printable version of this worksheet.



truck

Step 1: Write your name.

Step 2: Color the picture and write the word.


Step 3: Cut out the pennant. Give it to your teacher.



Fold along this line

Phonics: Short-U

Name: _____



Preview

Please log in to download
the printable version of this worksheet.

thumb

Step 1: Write your name.

Step 2: Color the picture and write the word.


Step 3: Cut out the pennant. Give it to your teacher.



Fold along this line

Phonics: Short-U

Name: _____



Preview

Please log in to download
the printable version of this worksheet.

brush

Step 1: Write your name.

Step 2: Color the picture and write the word.

Step 3: Cut out the pennant. Give it to your teacher.



Fold along this line

Phonics: Short-U

Name: _____

uu



Preview

Please log in to download
the printable version of this worksheet.



slug

Step 1: Write your name.

Step 2: Color the picture and write the word.


Step 3: Cut out the pennant. Give it to your teacher.



Fold along this line

Phonics: Short-U

Name: _____



Preview

Please log in to download
the printable version of this worksheet.



under

Step 1: Write your name.

Step 2: Color the picture and write the word.

Step 3: Cut out the pennant. Give it to your teacher.



Fold along this line

Phonics: Short-U

Name: _____



Preview

Please log in to download
the printable version of this worksheet.



stump

Step 1: Write your name.

Step 2: Color the picture and write the word.


Step 3: Cut out the pennant. Give it to your teacher.



Fold along this line

Phonics: Short-U

Name: _____



Preview

Please log in to download
the printable version of this worksheet.



umbrella

Step 1: Write your name.

Step 2: Color the picture and write the word.

Step 3: Cut out the pennant. Give it to your teacher.