


Phonics: Short-I Card Game

These cards can be used many different ways.

Here are a few ideas:

1. Memory Match Game

Flip the cards upside-down on a table. Students take turns flipping pairs of cards. If students flip two cards that go together (ex: picture of a lid and the word *lid*.), then they get to keep both cards. The player with the most matches wins.




Preview

Please log in to download
the printable version of this worksheet.

Then glue or tape the picture card over the top so that it can be flipped up to reveal the word below.

4. Alphabetical Order

Cut apart the word cards. Have students place them in a line, in alphabetical order.




lid

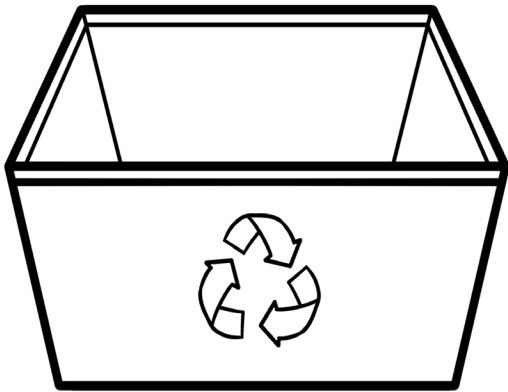


Preview

Please log in to download
the printable version of this worksheet.



wig




bin

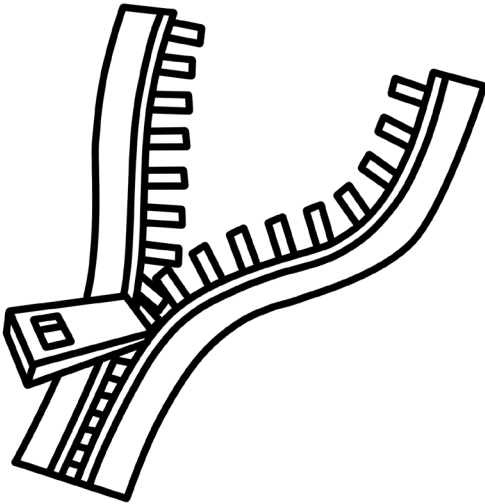


Preview

Please log in to download
the printable version of this worksheet.



fin




zip



Preview

Please log in to download
the printable version of this worksheet.



sit



kid




Preview

Please log in to download
the printable version of this worksheet.



dig




pin



Preview

Please log in to download
the printable version of this worksheet.



pig