



Name: \_\_\_\_\_

## Let's Make Words

Short I Words

Look at the picture.  
Color the letters to make the word.  
Then write the word on the line.

Write the word.



\_\_\_\_\_

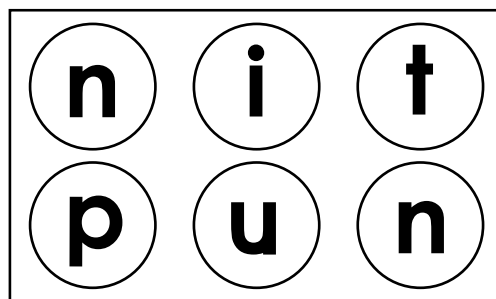

\_\_\_\_\_

\_\_\_\_\_



# Preview

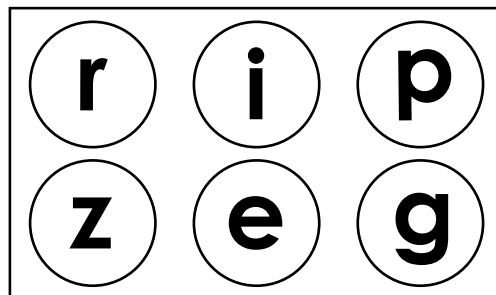

Please log in to download  
the printable version of this worksheet.



\_\_\_\_\_

\_\_\_\_\_

\_\_\_\_\_



\_\_\_\_\_

\_\_\_\_\_

\_\_\_\_\_

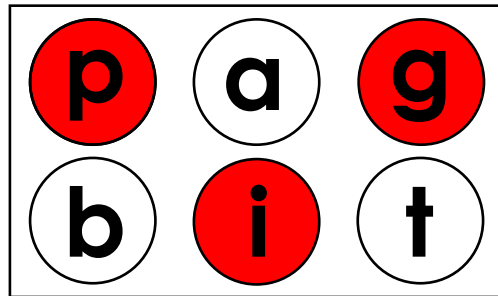

# ANSWER KEY

## Let's Make Words

Short I Words

Look at the picture.  
Color the letters to make the word.  
Then write the word on the line.

Write the word.



Write the word on the line. The word 'pig' is written in red on a set of three horizontal lines (top blue, middle dashed red, bottom blue).

# Preview

Please log in to download  
the printable version of this worksheet.

