

# atch

### Objective:

Students practice reading words with a consonant-vowel-consonant (CVC) pattern.

### Materials:

Word and picture cards (pages 1-2)

### Set up:

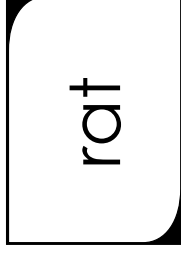
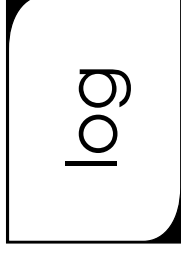
Copy the cards on card stock.  
Cut the cards on the dotted lines.

### How to play:

There are many ways to use the cards.

1. You may have students simply read the words and read the words as they cover them with their hands.
2. Use the cards to play a memory game. Lay the cards face down. Students take turns flipping over a matching pair. Pairs of matching words are the most cards at the end of the game.
3. You may also want to use just the word cards. Have students write the names of the items shown on the cards.

### Examples:



There are three possibilities.

Have students read the word and pictures. Have them spell the word.

Use the cards with 2 or more students. Flip the cards over and have students find pairs of cards in an attempt to find a matching pair. Pairs of matching words are the most cards at the end of the game.

You may also want to use just the word cards. Have the students spell the words.

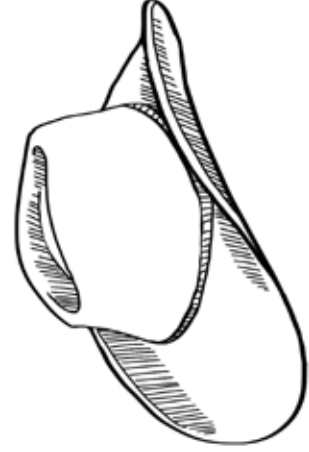


# Preview

Please log in to download the printable version of this worksheet.

# Wor

log



# Preview


Please log in to download  
the printable version of this worksheet.

bug



fan





big


pen



# Preview

Please log in to download  
the printable version of this worksheet.

rat



mug



# Preview

Please log in to download  
the printable version of this worksheet.

cup

