

# Word Sliders

## St- Words

### Step 1



Print the robot word slider on cardstock paper and cut out all the items along the bold black lines.

### Step 2

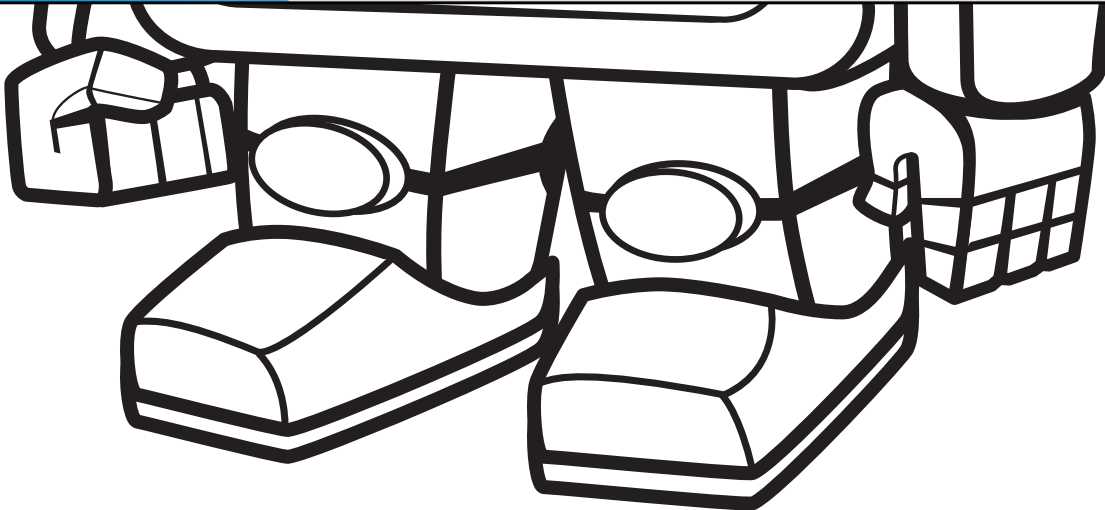
Cut along the two dotted lines located on the robot.

### Step 3

Color your slider. Then weave the word strip through the robot.



**Preview**  
Please log in to download the printable version of this worksheet.



# Word Sliders

St- Words

St- Words



op

ar

em

ep

one



## Preview

Please log in to download  
the printable version of this worksheet.

ing

airs

amp