

Word Sliders

Shr- Words

Step 1


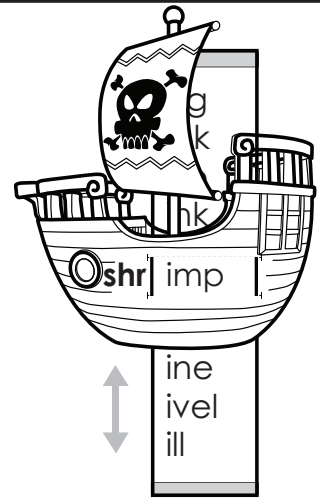
Print the ship word slider on cardstock paper and cut out all the items along the bold black lines.

Step 2

Cut along the two dotted lines located on the ship.

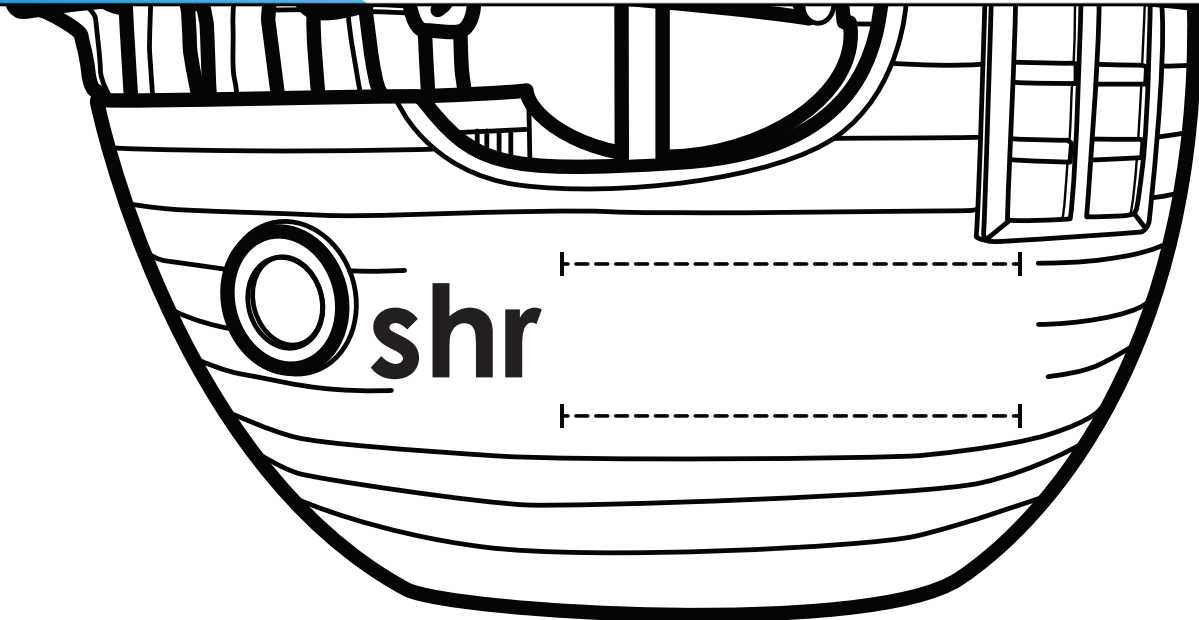
Step 3

Color your slider. Then weave the word strip through the ship.



Preview

Please log in to download the printable version of this worksheet.




Word Sliders

Shr- Words

Shr- Words



ug
iek
ub
ink



Preview

Please log in to download
the printable version of this worksheet.

ink
ine
ivel
ill