

Word Sliders

PI- Words

Step 1

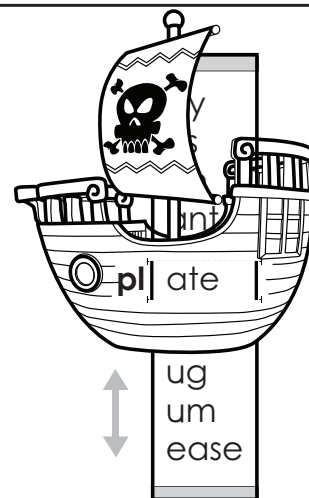
Print the ship word slider on cardstock paper and cut out all the items along the bold black lines.

Step 2


Cut along the two dotted lines located on the ship.

Step 3

Color your slider. Then weave the word strip through the ship.



Preview
Please log in to download the printable version of this worksheet.



Word Sliders

PI- Words

PI- Words




ay

us

an

ant

ane



Preview

Please log in to download
the printable version of this worksheet.

ug

um

ease