


Phonics: Fr- Blends

Phonics: Fr Blends


Name: Sam



f r o g

Phonics: Fr Blends


Name: Amy



f r i e n d s

Phonics: Fr Blends

Name: Sara



f r u i t




Preview

Please log in to download the printable version of this worksheet.


Phonics: Fr Blends

Name: _____



Phonics: Fr Blends

Name: _____



f r o g

Phonics: Fr Blends

Name: _____



f r o g

glue



Fold along this line

Phonics: Fr Blends

Name: _____



Preview

Please log in to download
the printable version of this worksheet.



frog

Step 1: Write your name.

Step 2: Color the picture and write the word.

Step 3: Cut out the pennant. Give it to your teacher.



Fold along this line

Phonics: Fr Blends

Name: _____



Preview

Please log in to download
the printable version of this worksheet.



friends

Step 1: Write your name.

Step 2: Color the picture and write the word.

Step 3: Cut out the pennant. Give it to your teacher.



Fold along this line

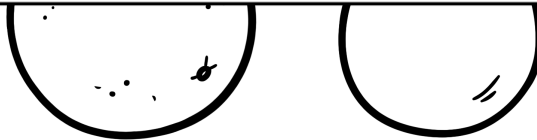
Phonics: Fr Blends

Name: _____



Preview

Please log in to download
the printable version of this worksheet.



fruit

Step 1: Write your name.

Step 2: Color the picture and write the word.

Step 3: Cut out the pennant. Give it to your teacher.



Fold along this line

Phonics: Fr Blends

Name: _____



Preview

Please log in to download
the printable version of this worksheet.



frame

Step 1: Write your name.

Step 2: Color the picture and write the word.


Step 3: Cut out the pennant. Give it to your teacher.



Fold along this line

Phonics: Fr Blends

Name: _____



Preview

Please log in to download
the printable version of this worksheet.

frisbee

Step 1: Write your name.

Step 2: Color the picture and write the word.

Step 3: Cut out the pennant. Give it to your teacher.



Fold along this line

Phonics: Fr Blends

Name: _____



Preview

Please log in to download
the printable version of this worksheet.

Friday

Step 1: Write your name.

Step 2: Color the picture and write the word.

Step 3: Cut out the pennant. Give it to your teacher.



Fold along this line

Phonics: Fr Blends

Name: _____



Preview

Please log in to download
the printable version of this worksheet.

freezer

Step 1: Write your name.

Step 2: Color the pennant.


Step 3: Cut out the pennant. Give it to your teacher.



Fold along this line

Phonics: Fr Blends

Name: _____



Preview

Please log in to download
the printable version of this worksheet.

fraction

Step 1: Write your name.

Step 2: Color the picture and write the word.

Step 3: Cut out the pennant. Give it to your teacher.