

Phonics: Dr- Blends

Phonics: Dr Blends

Name: Sam



d r i l l

Phonics: Dr Blends

Name: Amy



d r a g o n

Phonics: Dr Blends

Name: Sara



d r i n k




Preview

Please log in to download the printable version of this worksheet.


Phonics: Dr Blends

Name: _____



Phonics: Dr Blends


Name: _____



d r i l l

Phonics: Dr Blends

Name: _____



d r i l l

glue



Fold along this line

Phonics: Dr Blends

Name: _____



Preview

Please log in to download
the printable version of this worksheet.

drill

Step 1: Write your name.

Step 2: Color the picture and write the word.

Step 3: Cut out the pennant. Give it to your teacher.



Fold along this line

Phonics: Dr Blends

Name: _____

A A



Preview

Please log in to download
the printable version of this worksheet.



dragon

Step 1: Write your name.

Step 2: Color the picture and write the word.

Step 3: Cut out the pennant. Give it to your teacher.



Fold along this line

Phonics: Dr Blends

Name: _____



Preview

Please log in to download
the printable version of this worksheet.

drink

Step 1: Write your name.

Step 2: Color the picture and write the word.

Step 3: Cut out the pennant. Give it to your teacher.



Fold along this line

Phonics: Dr Blends

Name: _____



Preview

Please log in to download
the printable version of this worksheet.



dream

Step 1: Write your name.

Step 2: Color the picture and write the word.

Step 3: Cut out the pennant. Give it to your teacher.



Fold along this line

Phonics: Dr Blends

Name: _____



Preview

Please log in to download
the printable version of this worksheet.



dress

Step 1: Write your name.

Step 2: Color the picture and write the word.

Step 3: Cut out the pennant. Give it to your teacher.



Fold along this line

Phonics: Dr Blends

Name: _____



Preview

Please log in to download
the printable version of this worksheet.

dresser

Step 1: Write your name.

Step 2: Color the picture and write the word.

Step 3: Cut out the pennant. Give it to your teacher.



Fold along this line

Phonics: Dr Blends

Name: _____



Preview

Please log in to download
the printable version of this worksheet.



drive

Step 1: Write your name.

Step 2: Color the pennant.

Step 3: Cut out the pennant. Give it to your teacher.



Fold along this line

Phonics: Dr Blends

Name: _____



Preview

Please log in to download
the printable version of this worksheet.

driveway

Step 1: Write your name.

Step 2: Color the picture and write the word.

Step 3: Cut out the pennant. Give it to your teacher.



Fold along this line

Phonics: Dr Blends

Name: _____



Preview

Please log in to download
the printable version of this worksheet.

dreidel

Step 1: Write your name.

Step 2: Color the picture and write the word.

Step 3: Cut out the pennant. Give it to your teacher.



Fold along this line

Phonics: Dr Blends

Name: _____



Preview

Please log in to download
the printable version of this worksheet.

drop

Step 1: Write your name.

Step 2: Color the picture and write the word.

Step 3: Cut out the pennant. Give it to your teacher.



Fold along this line

Phonics: Dr Blends

Name: _____



Preview

Please log in to download
the printable version of this worksheet.

drum

Step 1: Write your name.

Step 2: Color the picture and write the word.

Step 3: Cut out the pennant. Give it to your teacher.