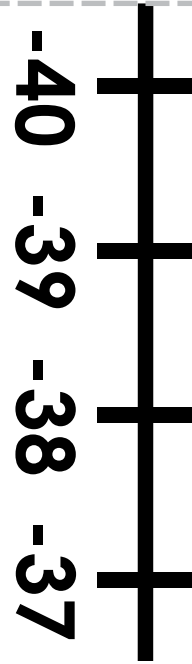
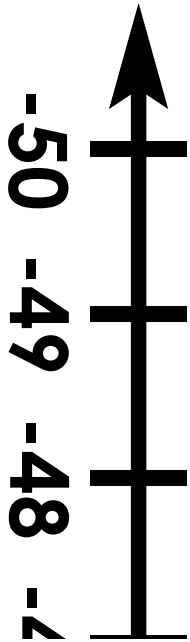


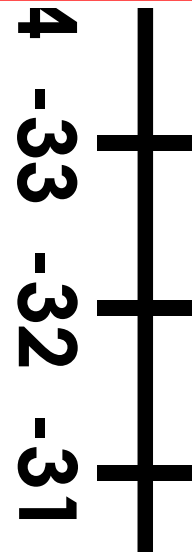
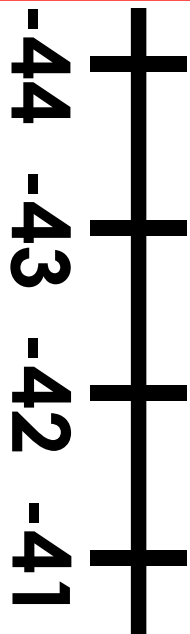
# Number Line

Cut out the strips along the dotted lines and glue them in order by overlapping the shaded area.



## ~ PREVIEW ~

Please log in or register to download the printable version of this worksheet.



GLUE HERE

GLUE HERE

-20 -19 -18 -17 -

-30 -29 -28 -27 -

# ~ PREVIEW ~

Please log in or register to download the printable version of this worksheet.

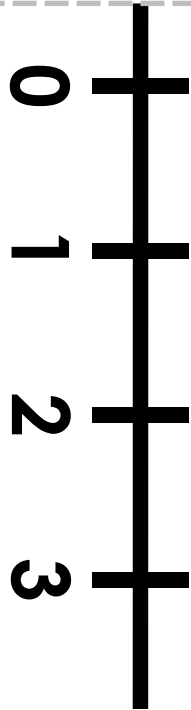


-13 -12 -11

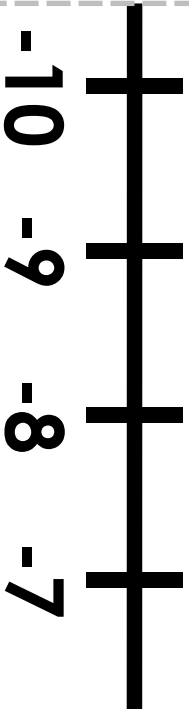
-23 -22 -21

GLUE HERE

GLUE HERE




[www.superteacherworksheets.com](http://www.superteacherworksheets.com)




# ~ PREVIEW ~

Please log in or register to download the printable version of this worksheet.



GLUE HERE



GLUE HERE

20 21 22 23

10 11 12 13



# ~ PREVIEW ~

Please log in or register to download the printable version of this worksheet.

27 28 29

17 18 19

GLUE HERE

GLUE HERE

40 41 42 43 44

30 31 32 33 34

# ~ PREVIEW ~

Please log in or register to download the printable version of this worksheet.



47 48 49 50

37 38 39

GLUE HERE