








Name: _____

Love at First Sight!

NOTE: In each section, do NOT connect the last point back to first point.

(X, Y)	(X, Y)	(X, Y)	(X, Y)	(X, Y)
<input type="checkbox"/> (3, 8)	<input type="checkbox"/> (15, 20)	<input type="checkbox"/> (16, 19)	<input type="checkbox"/> (10, 18)	<input type="checkbox"/> (10, 16)
<input type="checkbox"/> (2, 9)	<input type="checkbox"/> (18, 23)	<input type="checkbox"/> (18, 19)	<input type="checkbox"/> (8, 20)	<input type="checkbox"/> (8, 18)
<input type="checkbox"/> (1, 5)	<input type="checkbox"/> (18, 22)	<input type="checkbox"/> (20, 21)	<input type="checkbox"/> (5, 20)	<input type="checkbox"/> (6, 18)
<input type="checkbox"/> (5, 6)	<input type="checkbox"/> (19, 22)	<input type="checkbox"/> (18, 21)	<input type="checkbox"/> (2, 17)	<input type="checkbox"/> (4, 16)
<input type="checkbox"/> (4, 7)	<input type="checkbox"/> (16, 19)		<input type="checkbox"/> (2, 15)	<input type="checkbox"/> (4, 14)
		<input type="checkbox"/> (16, 21)	<input type="checkbox"/> (3, 12)	<input type="checkbox"/> (7, 11)
<input type="checkbox"/> (2, 9)	<input type="checkbox"/> (15, 20)	<input type="checkbox"/> (16, 23)	<input type="checkbox"/> (6, 9)	<input type="checkbox"/> (10, 9)
<input type="checkbox"/> (2, 6)	<input type="checkbox"/> (15, 22)		<input type="checkbox"/> (10, 7)	
<input type="checkbox"/> (5, 6)	<input type="checkbox"/> (17, 24)			<input type="checkbox"/> (10, 14)




Preview
Please log in to download the printable version of this worksheet.

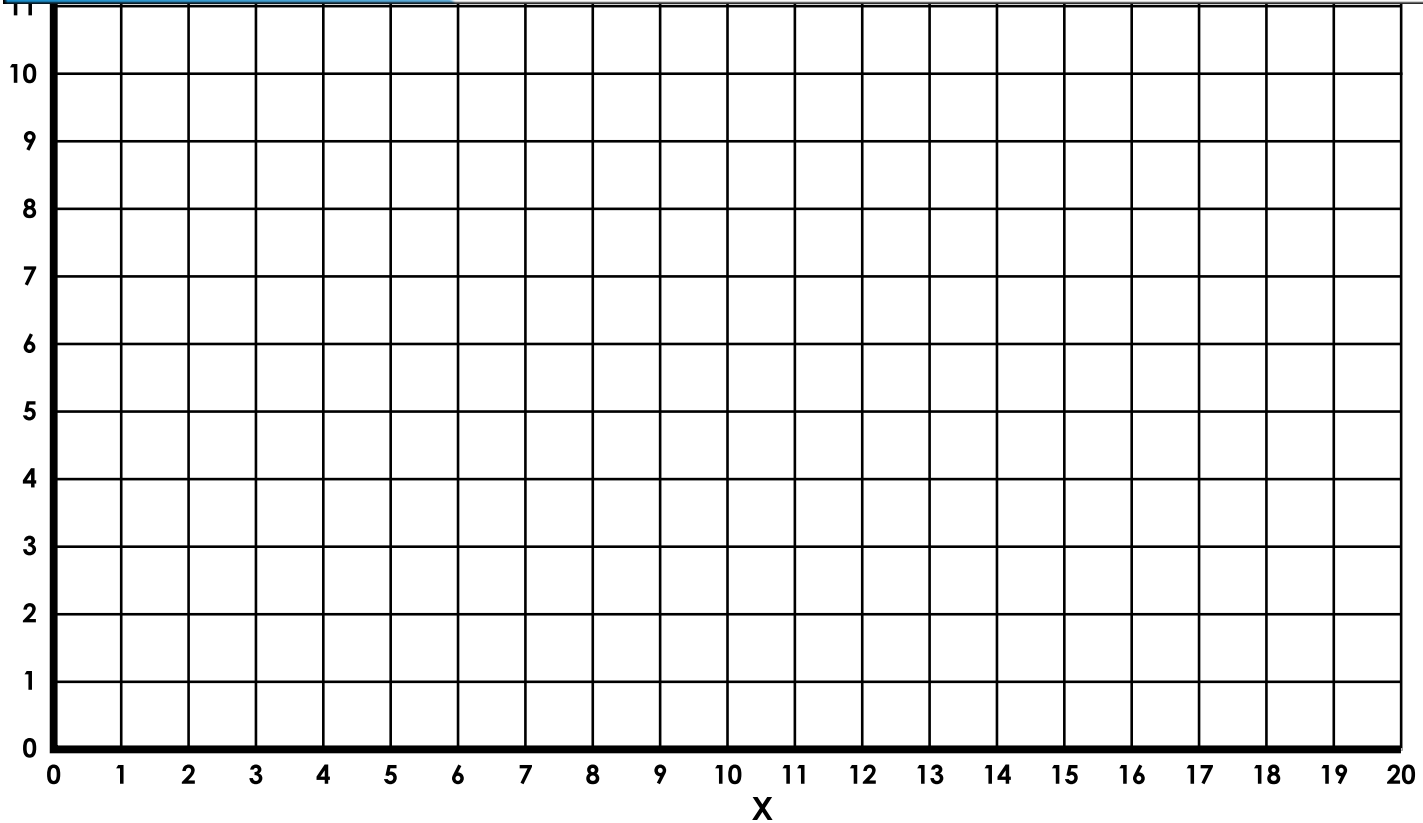
Color the picture once the image is complete.

Name: _____

Love at First Sight!



Preview
Please log in to download the printable version of this worksheet.



Love at First Sight!



Preview
Please log in to download
the printable version of this worksheet.

