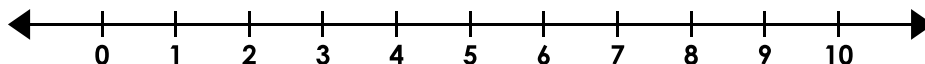


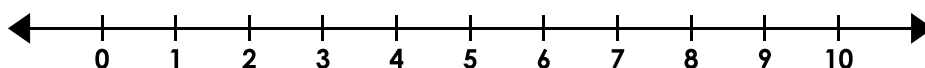
Inequalities

Graph the inequalities.

1. $3c \leq 6$



2. $o \div 4 > 2$




3. $15 < 5l$




Preview

Please log in to download
the printable version of this worksheet.

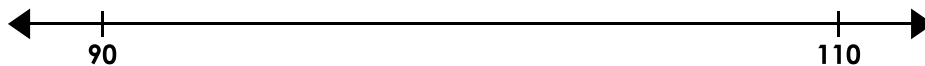
7. $1,080 \geq 9t$



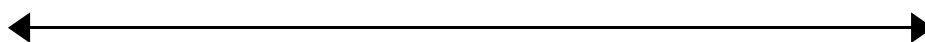
8. $a \div 7 > 14$



9. $12r > 180$



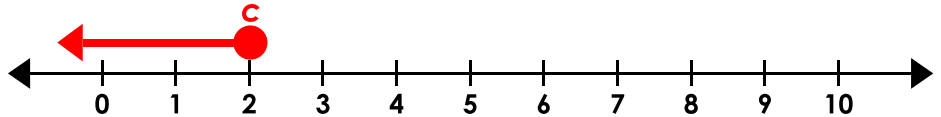
10. $50 \geq d \div 13$



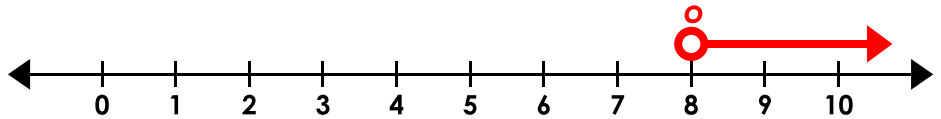
Inequalities

Graph the inequalities.

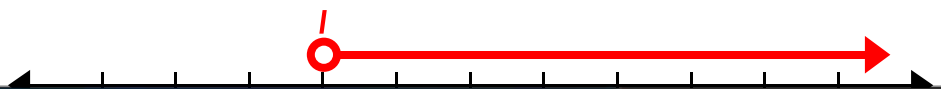
1. $3c \leq 6$



2. $o \div 4 > 2$



3. $15 < 5l$



Preview

Please log in to download
the printable version of this worksheet.



(NOTE: For #10, the scale is unimportant as long as it is on 650, the circle is filled, and the arrow points the correct direction.)