




Name: _____

Purr-fect Cat

NOTE: In each section, do NOT connect the last point back to first point.

<u>(X, Y)</u>	<u>(X, Y)</u>	<u>(X, Y)</u>	<u>(X, Y)</u>	<u>(X, Y)</u>
<input type="checkbox"/> (1, 18)	<input type="checkbox"/> (6, 9)	<input type="checkbox"/> (2, 16)	<input type="checkbox"/> (6, 16)	<input type="checkbox"/> (5, 29)
<input type="checkbox"/> (2, 19)	<input type="checkbox"/> (7, 5)	<input type="checkbox"/> (3, 15)	<input type="checkbox"/> (6, 15)	<input type="checkbox"/> (7, 28)
<input type="checkbox"/> (3, 17)	<input type="checkbox"/> (7, 2)	<input type="checkbox"/> (2, 15)	<input type="checkbox"/> (5, 15)	<input type="checkbox"/> (8, 26)
<input type="checkbox"/> (5, 17)	<input type="checkbox"/> (6, 1)	<input type="checkbox"/> (2, 16)	<input type="checkbox"/> (6, 16)	<input type="checkbox"/> (8, 25)
<input type="checkbox"/> (6, 19)	<input type="checkbox"/> (6, 0)			<input type="checkbox"/> (7, 23)
<input type="checkbox"/> (7, 18)	<input type="checkbox"/> (8, 0)			<input type="checkbox"/> (5, 22)
<input type="checkbox"/> (7, 15)	<input type="checkbox"/> (9, 2)			<input type="checkbox"/> (3, 23)
<input type="checkbox"/> (11, 19)	<input type="checkbox"/> (9, 8)			<input type="checkbox"/> (2, 25)
<input type="checkbox"/> (13, 19)				<input type="checkbox"/> (2, 26)



Preview

Please log in to download the printable version of this worksheet.

- (14, 2)
- (14, 0)
- (12, 0)
- (12, 1)
- (13, 2)
- (14, 6)
- (12, 12)
- (11, 12)
- (9, 9)
- (9, 8)
- (7, 8)
- (4, 11)
- (4, 12)
- (1, 14)
- (1, 18)



Now color your picture.

Name: _____

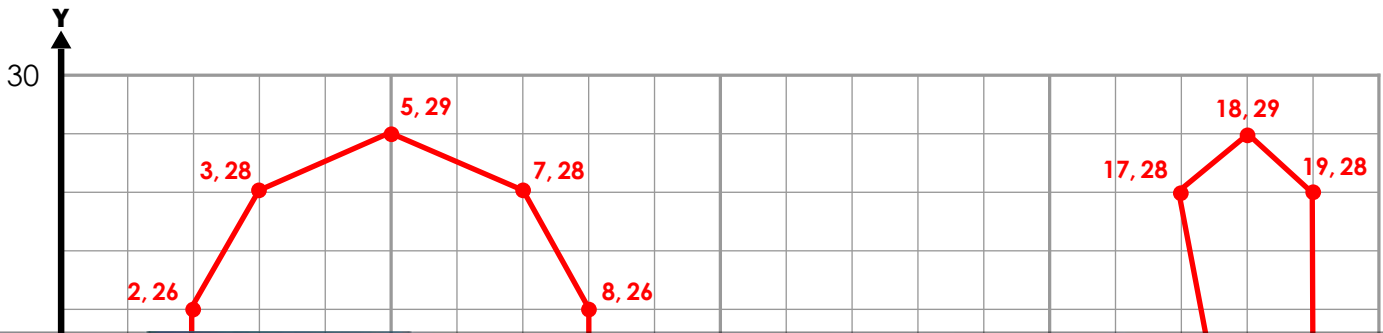


Preview

Please log in to download the printable version of this worksheet.



SOLUTION



Preview

Please log in to download the printable version of this worksheet.

