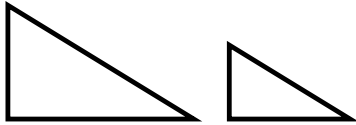


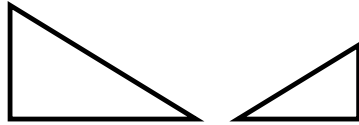
Name: _____

Similar Shapes

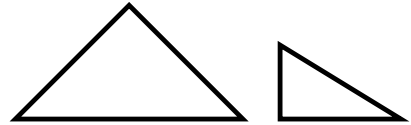
Similar figures have the same shape but might be different sizes or might not face the same direction.



Similar

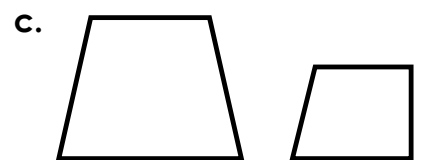
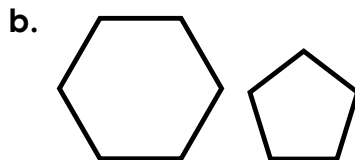
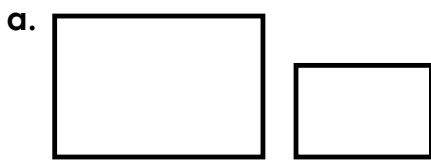


Similar



Not Similar

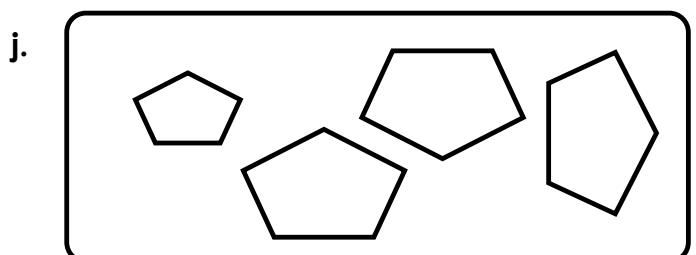
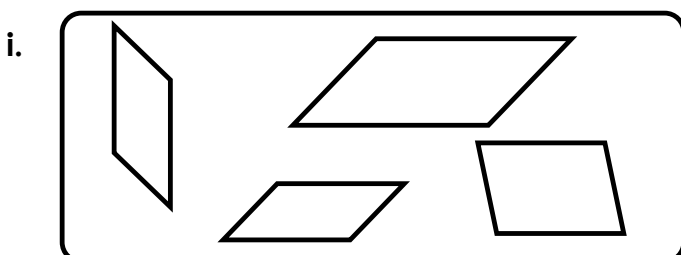
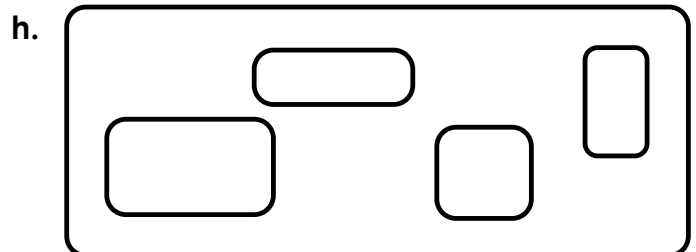
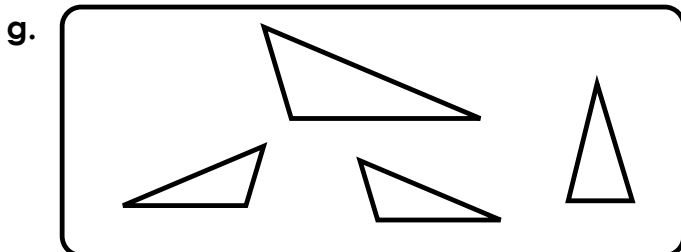
Write **Similar** or **Not Similar** for each.



Preview

Please log in to download the printable version of this worksheet.

Color all the similar shapes in each box.



ANSWER KEY

Similar Shapes


Similar figures have the same shape but might be different sizes or might not face the same direction.



Similar



Similar



Not Similar

Write **Similar** or **Not Similar** for each.

a.

b.

c.

d.

Colo

g.

i.

j.

