

# Polygon & Solid Figure Match Game

This game is played like the memory match card game that many children are familiar with. It is designed to reinforce their understanding of polygons and solid figures.

## Materials:

Polygon/solid figure cards and name cards (pages 2-5)

## Set up:

Copy the cards on card stock so students cannot see through the paper.

Cut the cards on the dotted lines.


Laminate the cards, if desired.



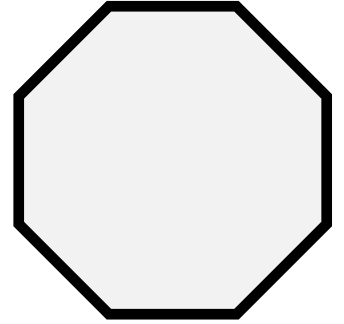
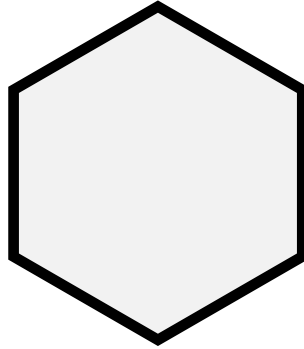
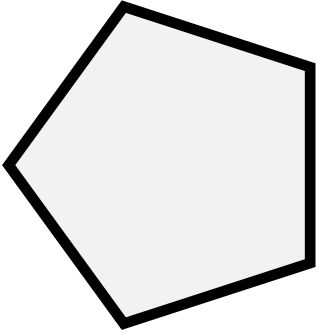
do not match, then the cards are flipped back upside-down.

Then, player 2 gets a turn to try to flip matching cards. Players alternate until all cards have been removed from the game.

When the game is over, the player with the most cards is the winner.

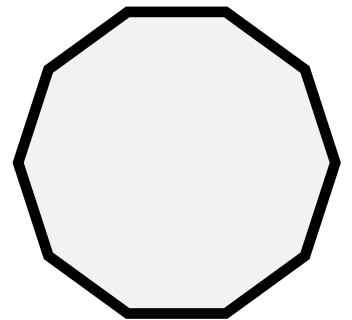
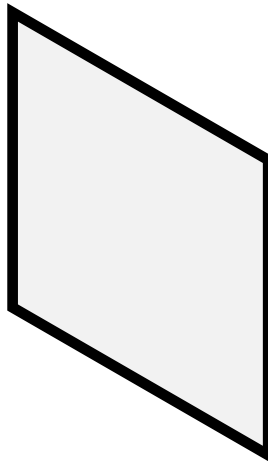


# Polygon & Solid Figure Match Game



## Preview

Please log in to download  
the printable version of this worksheet.



# Polygon & Solid Figure Match Game



Pentagon

Hexagon

Octagon



## Preview

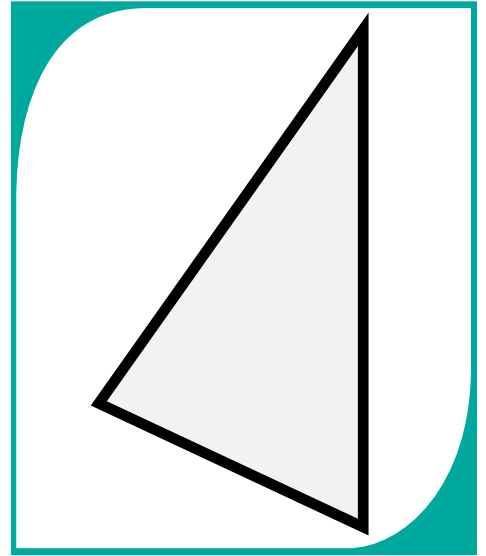


Please log in to download  
the printable version of this worksheet.

Rectangle


Rhombus

Decagon

# Polygon & Solid Figure Match Game



**Preview**  
Please log in to download  
the printable version of this worksheet.



# Polygon & Solid Figure Match Game

Equilateral  
Triangle

Isosceles  
Triangle

Scalene  
Triangle



## Preview

Please log in to download  
the printable version of this worksheet.

Re

Pyramid

Cone

Cylinder